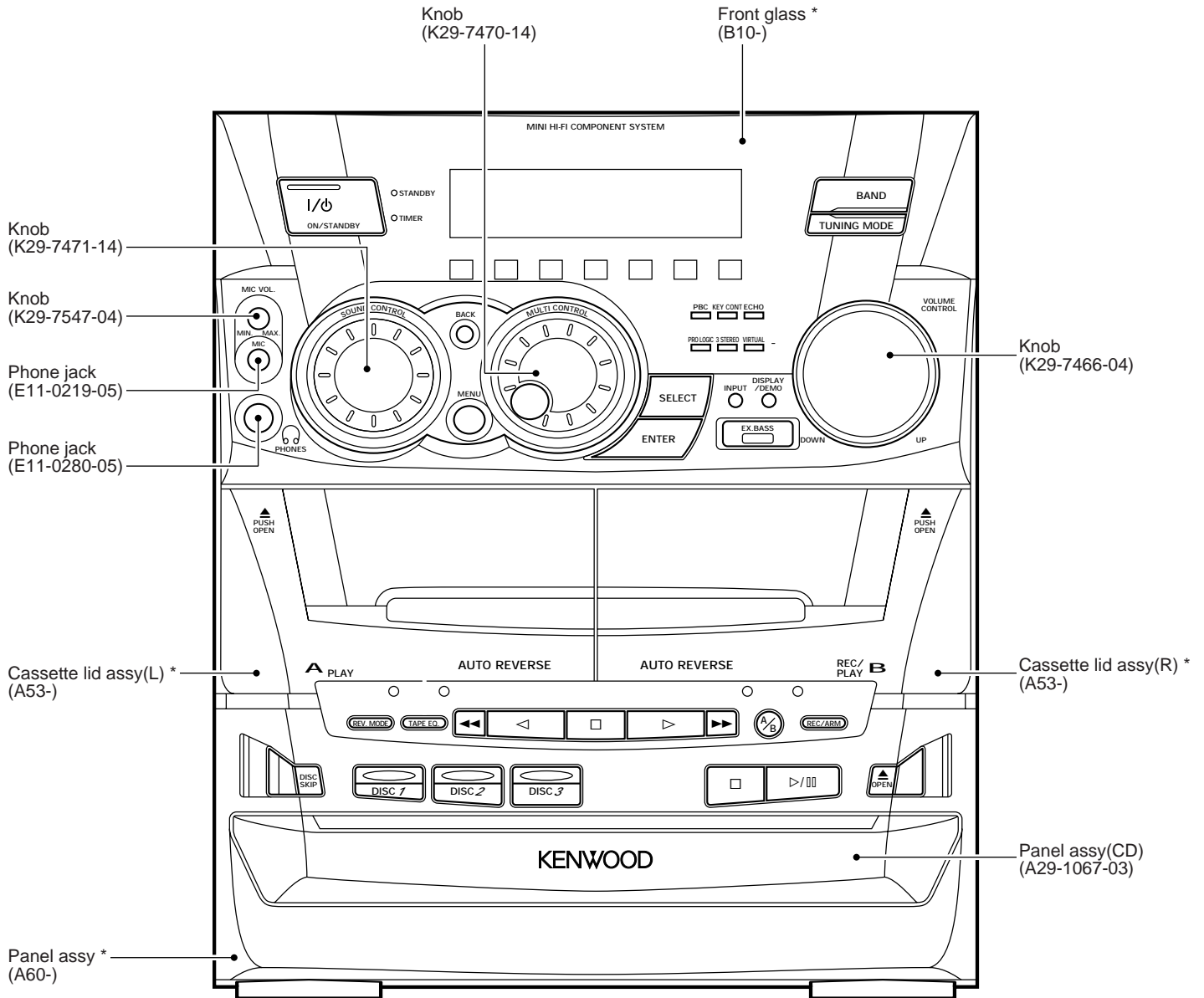


MINI HiFi COMPONENT SYSTEM
RXD-V525/V626/V727/V828
SERVICE MANUAL
 (XD-V525~V828) **

KENWOOD

© 1999-8/B51-5567-00 (K/K) 406



**Refer to page 2 if you want to know system configuration.

* Refer to parts list on page 55.

In compliance with Federal Regulations, following are reproductions of labels on, or inside the product relating to laser product safety.

Refer to the RXD-652 service manual (B51-5517-00) for DISASSEMBLY FOR REPAIR.

KENWOOD-Crop. certifies this equipment conforms to DHHS Regulations No. 21 DFR 1040. 10, Chapter 1, Subchapter J.

DANGER : Laser radiation when open and interlock defeated.
AVOID DIRECT EXPOSURE TO BEAM



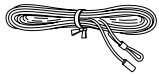
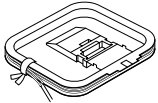

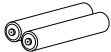


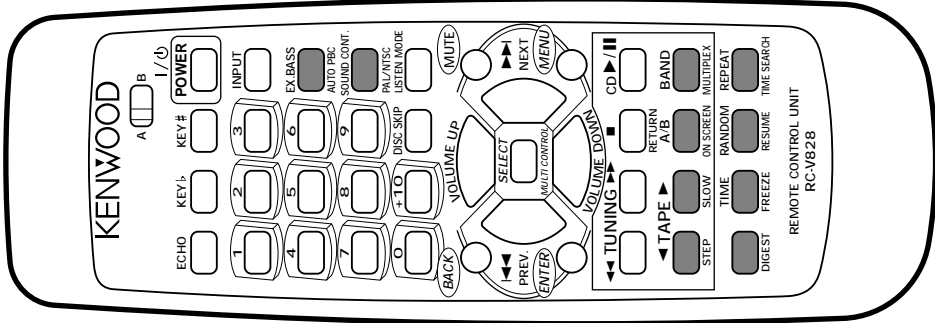
RXD-V525/V626/V727/V828

CONTENTS / ACCESSORIES / CAUTIONS

Contents

CONTENTS / ACCESSORIES / CAUTIONS.....	2	PC BOARD	13
EXTERNAL VIEW	3	SCHEMATIC DIAGRAM	24
CIRCUIT DESCRIPTION	4	EXPLODED VIEW	51
ADJUSTMENT	10	PARTS LIST.....	55
WIRING DIAGRAM.....	12	SPECIFICATIONS	67

Accessories

<p>FM indoor antenna (1) (T90-0836-05)</p> 	<p>AM loop antenna (1) (T90-0837-05)</p> 	<p>AC plug adaptor (1) (E03-0115-05)</p>  <p>Use to adapt the plug on the power cord to the shape of the wall outlet. (Accessory only for regions where use is necessary.)</p>
<p>Batteries (R6/AA) (2)</p> 	<p>Speaker cords (2) Provided in the speaker package</p> 	<p>Video cord(1) (E30-1427-05)</p> 
<p>Remote control unit (1) (A70-1302-05): RC-V828...RXD-V828 (A70-1303-05): RC-V727...RXD-V727 (A70-1304-05): RC-V626...RXD-V525/V626</p>		
<p>Battery cover (A09-0399-08)</p> 		

System configuration

SYSTEM	MAIN UNIT	DESTINATION	SPEAKER	SP CORD PARTS NO.
XD-V525	RXD-V525	MI	LS-N452	E30-5535-05
XD-V525	RXD-V525	V	LS-N552	E30-5535-05
XD-V626	RXD-V626	MI	LS-N552	E30-5535-05
XD-V727	RXD-V727	MIV	LS-N752	E30-5535-05 E30-5559-05
XD-V828	RXD-V828	MIV	LS-N552 CRS-N552	E30-5535-05 E30-5542-05

Cautions

Operation to reset

The microcomputer may fall into malfunction (impossibility to operate, erroneous display, etc.) when the power cord is unplugged while power is ON or due to an external factor. In this case, execute the following procedure to reset the microcomputer and return it to normal condition.

Unplug the power cord from the power outlet then, while holding the ENTER key depressed, plug the power cord again.



- Please note that resetting the microcomputer clears the contents stored in memory and returns it to the condition when it left the factory.

RXD-V525/V626/V727/V828

EXTERNAL VIEW

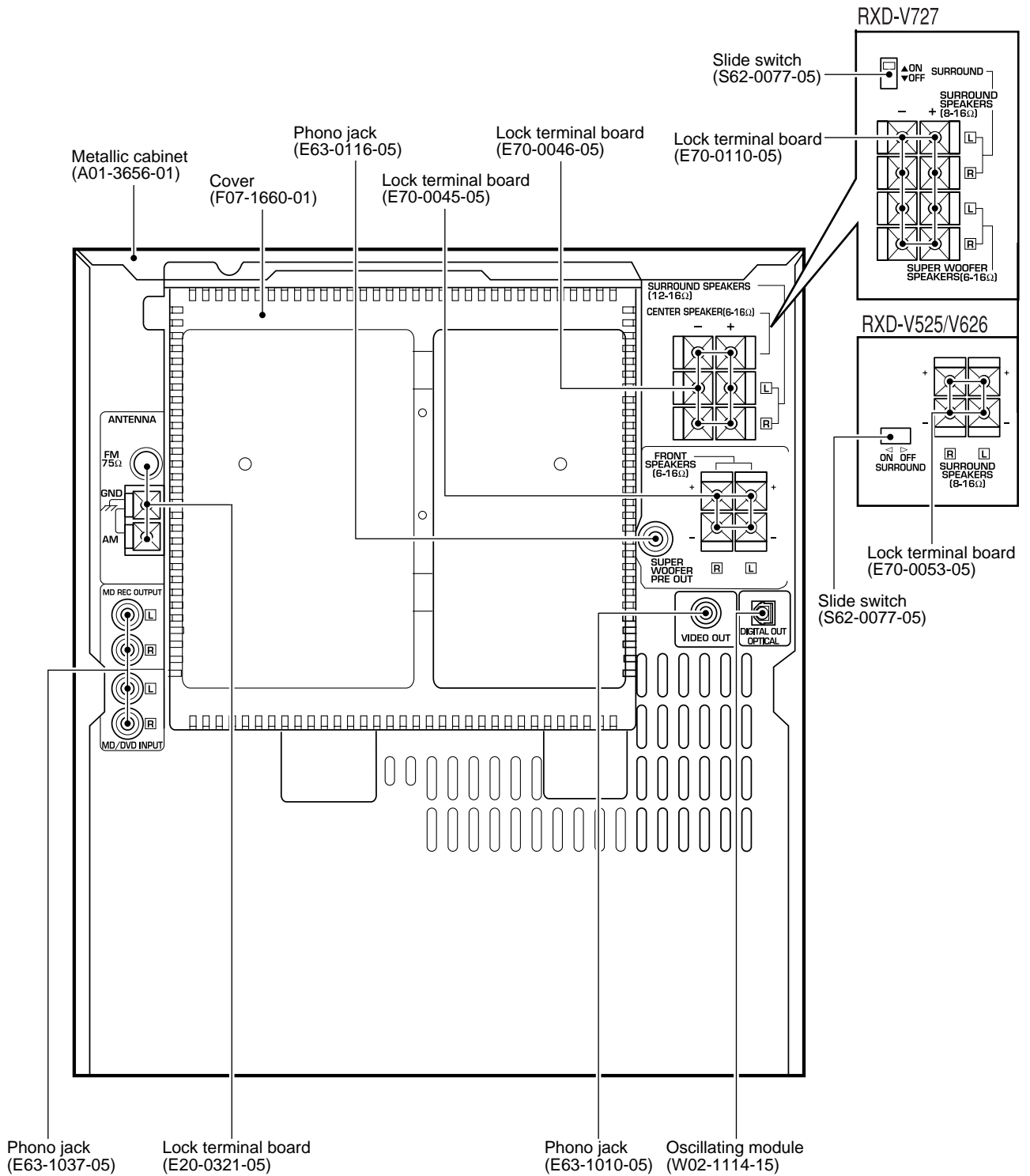
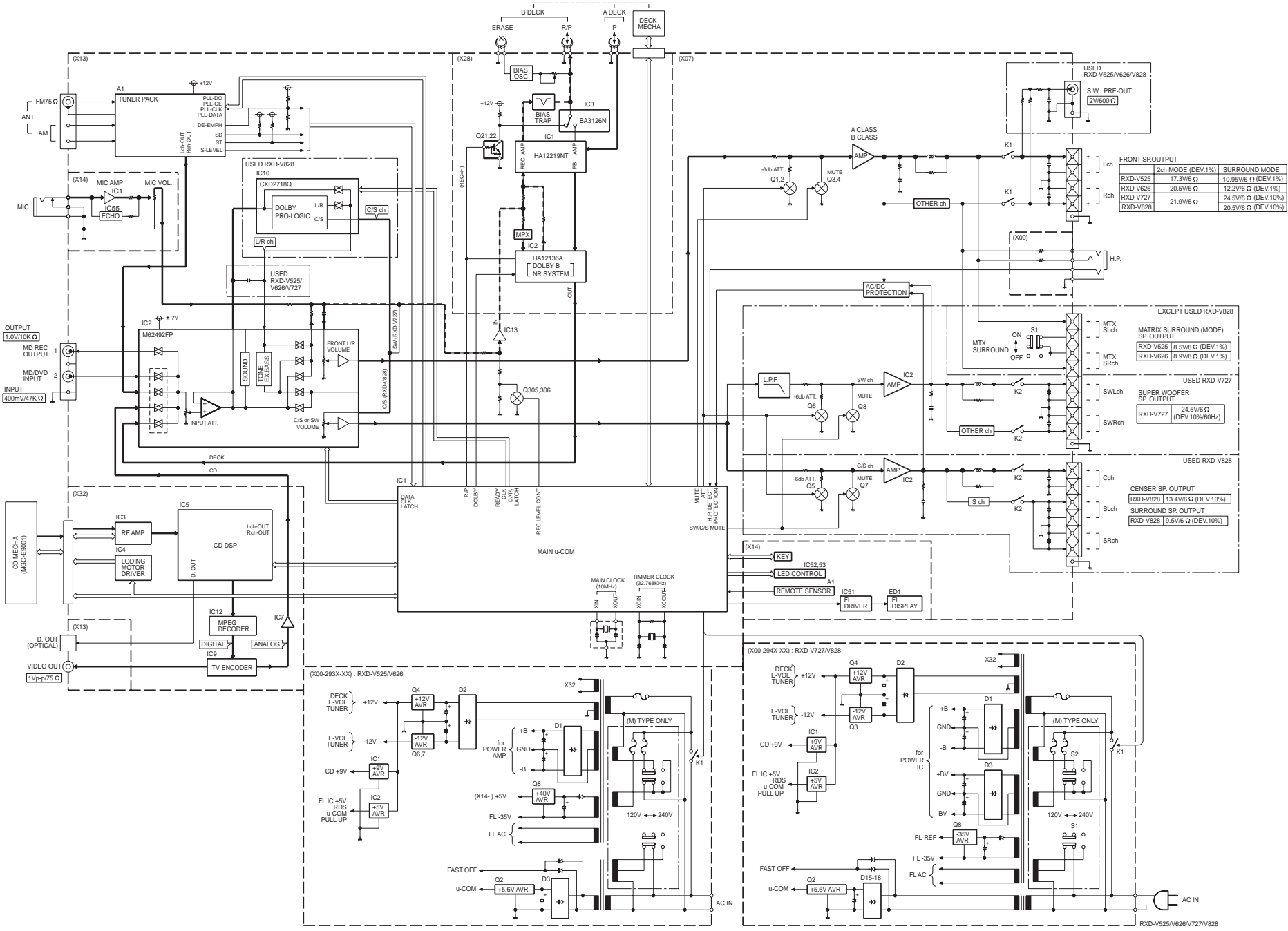


Illustration is RXD-V828.

BLOCK DIAGRAM



CIRCUIT DESCRIPTION

1. TEST MODE

1-1 CD TEST MODE

SETTING METHOD	While pressing DISC3 key, plug the AC power cord into the AC power wall outlet.		
CANCEL	Push CD STOP key.		
CONTENTS	Display : CD TEST (Then the CD tray open.)		
	Push CD PLAY key to cycle 03⇔05.		
	SELF ADJUSTMENT(Push DISC 1 key on STOP)		
	Parameter	FL DISPLAY	
07 EF/FB	07 ** **		
08 TG/FG	08 ** **		
09 FE/RF	09 ** **		

1-2 DECK TEST MODE

SETTING METHOD	While pressing DECK PLAY key, plug the AC power cord into the AC power wall outlet.						
CANCEL	Push DECK STOP key.						
CONTENTS	Display : DECK TEST						
	MECHA SW ON= DISPLAY LIGHTING.						
	LEAF SW	A-PACK	A-FWD	B-FWD	B-PACK	B-NOR.	B-RVS
	FL DISPLAY	MOON	PROG1,2	O.T.T.	AUTO	ST	ANTENNA

1-3 SUB CLOCK OSCILLATION DIAGNOSIS and FL LED ALL LIGHTING MODE

SETTING METHOD	While pressing MENU key, plug the AC power cord into the AC power wall outlet.		
CANCEL	Push the other key . (TUNER mode)		
DESCRIPTION	OSC OK and SYNCHRO OK : Display OK (1 sec)		
	OSC NG: Display ERR 1 SYNCHRO NG: Display ERR 2		
	FL and LEDs are lighting . STANDBY LED and TIMER LED are flashing in the cycle.		

1-4 INITIALIZE MODE

SETTING METHOD	While pressing ENTER key, plug the AC power cord into the AC power wall outlet.		
CONTENTS	Display : INITIALIZE CD mecha, DECK mecha are initialized. The memory is cleared . (Display CD ERR or X ERR:Don't initialize CD or DECK mechanism.)		

Initial items and back up data

SECTION	ITEMS	
AMP	POWER	STANDBY
	VOLUME	14
	BALANCE	CENTER
	※ MUTING	OFF
	※ PROTECTION	OFF
	※ S.DIRECT	OFF
	※ SUPER WOOFER	3
	(RXD-V727)	
	※ DISPLAY MODE	AUTO
	AUTO POWER SAVE	OFF
	MD/DVD INPUT LEVEL	-3
	INPUT SEL.	TUNER
	(LISTEN MODE)	
	※ DOLBY PROLOGIC	OFF
※ DOLBY 3STEREO	OFF	
※ DOLBY VIRTUAL		
SURROUND	OFF	
※ CENTER SP.	EXIST(SMALL)	
※ SURROUND SP.	EXIST	
※ DELAY TIME	20msec	
TUNER	BAND	FM
	FREQUENCY	LOWEST FREQUENCY
	AUTO/MONO	AUTO
	P. CH	--CH

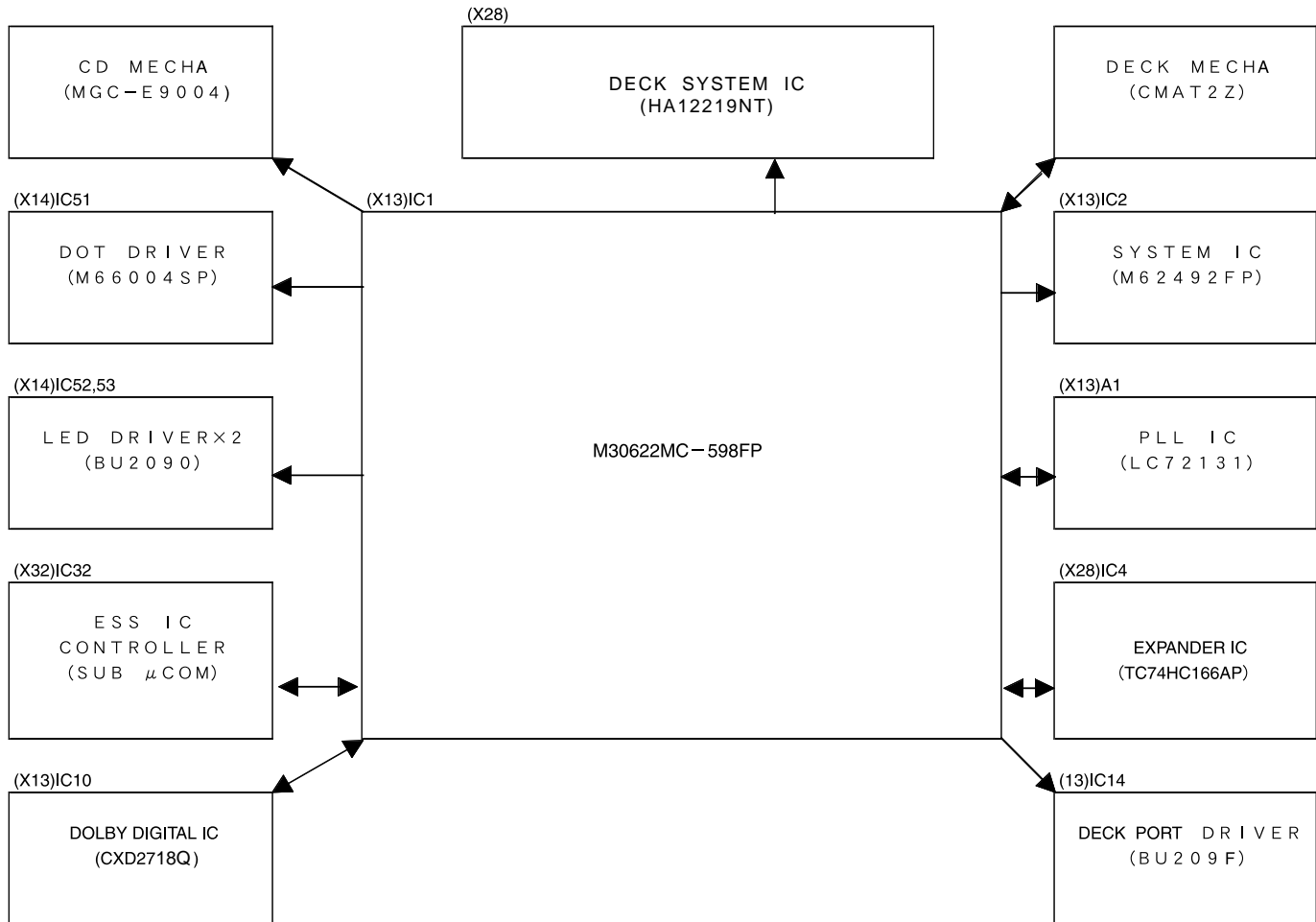
SECTION	ITEMS	
CLOCK	CLOCK	0:00(E/T/Q)
		12:00(OTHERS)
	PROG. RECORDING	ON/OFF TIMER
		0:00(E/T/Q)
	PROG.TIMER PLAY	12:00(OTHERS)
		ON/OFF TIMER
DECK		0:00(E/T/Q)
		12:00(OTHERS)
	PROG.EXECUTION	OFF
	※ SLEEP TIMER	OFF
DECK	※ O.T.T.	OFF
	DIRECTION	FORWARD
	RVS MODE	REVERSE(U MODE)
	A/B	B
CD/VCD	※ PLAY MODE	TRACK
	AUTO/NTSC/PAL	AUTO
	※ AUTO PBC	ON
	※ DIGEST	OFF
	※ MEMORY STOP	OFF
	※ REPEAT	OFF
	※ RANDAM	OFF
	※ ACTIVE MODE	STOP
	※ TIME	SINGLE
	※ : None back up	

RXD-V525/V626/V727/V828

CIRCUIT DESCRIPTION

2. Main microprocessor M30622MC-598FP (X13:IC1)

2-1 Microprocessor periphery block diagram



2-2 Key matrix

INPUT VOLTAGE		KEY 1	KEY 2	KEY 3
(V)	(HEX)	Pin97	Pin95	Pin94
0.00~0.26	00H~0DH	DISC SKIP	BAND	TUNING
0.27~0.81	0EH~29H	DISC 2	EX. BASS(SW)	DISP. / DEMO
0.82~1.37	2AH~46H	CD STOP	ENTER	INPUT
1.38~1.94	47H~63H	OPEN / CLOSE	RWD	SELECT
1.95~2.51	64H~80H	A / B	FF	RVS. MODE
2.52~3.07	81H~9DH	FWD PLAY	PLAY / PAUSE	TAPE STOP
3.08~3.62	9EH~B9H	RVS PLAY	DISC 1	REC
3.63~4.16	BAH~D5H	DOLBY(T.EQ.)	POWER	DISC 3
4.17~4.73	D6H~F2H	NO KEY	MENU	BACK
4.74~5.00	F3H~FFH	KEY OFF	KEY OFF	KEY OFF

CIRCUIT DESCRIPTION

2-3 Pin description

Pin No.	Name	I/O	Connect	Description	
1	D-DATA	O	PD	DOLBY DIGITAL IC DATA OUTPUT (CXD2724Q)	
2	D-CLK	O	-	DOLBY DIGITAL IC CLOCK OUTPUT (CXD2724Q)	
3	PLLDATA	O	PD	PLL IC DATA (LC72131)	
4	ST	I	PU	STEREO INPUT	
5	PLLCE	O	PD	PLL IC CE (LC72131) OUTPUT	
6	-	I	PD	NO USE	
7	PLLCLK	I	PD	PLL IC CLOCK (LC72131) OUTPUT	
8	BYTE	I	VSS	8/16BIT CHANGEOVER	
9	CNVSS	-	VSS	GND	
10	XCIN	-	-	TIMER CRYSTAL OSCILLATOR (32.768kHz)	
11	XCOU	-	-	TIMER CRYSTAL OSCILLATOR (32.769kHz)	
12	RESET	I	PU	uCOM RESET	H=NORMAL / L=RESET
13	XOUT	-	-	MAIN CLOCK OSCILLATOR 10MHz (CERAMICS)	
14	VSS	-	VSS	GND	
15	XIN	-	-	MAIN CLOCK OSCILLATOR 10MHz (CERAMICS)	
16	VCC	-	VCC	+5V	
17	NC	I	PU	NO USE(+5V)	
18	REM	I	PD	REMOCON SIGNAL INPUT	
19	ESS_ST	I	PD	TRANSMIT/RECEIVING START OUTPUT FROM ESS	H→L TRUST ON
20	ESS_ST	I	PD	TRANSMIT/RECEIVING START OUTPUT FROM ESS	L→H TRUST ON
21	LEDDT3	O	PD	LED DRIVER IC DATA 3 OUTPUT(BU2090)	
22	LOSW	I	PD	CD LOAD(TRAY CLOSE) SW	
23	UNLOSW	I	PD	CD UNLOAD(TRAY OPEN) SW	
24	RTL	O	PD	CD MOTOR CONTROL OUTPUT(LEFT)	
25	BRKM	O	PD	CD MOTOR CONTROL OUTPUT (BREAK)	
26	CLOSE	O	PD	CD MOTOR CONTROL OUTPUT (CLOSE)	
27	OPEN	O	PD	CD MOTOR CONTROL OUTPUT (OPEN)	
28	ESS_CLK	I	PD	CLOCK INPUT FROM ESS	
29	ESS_DIN	I	PU	DATA INPUT FROM ESS	
30	ESS_DO	O	PU	DATA OUTPUT TO ESS	
31	FLDATA	O	PD	FL DOT DRIVER DATA OUTPUT(M66004FP)	
32	CE	I	PU	BACK UP CE	H=AC ON / L=AC OFF
33	FLCLK	O	PD	FL DOT DRIVER CLOCK OUTPUT (M66004FP)	
34	FLCS	O	PD	FL DOT DRIVER STROBE OUTPUT(M66004FP)	
35	RTR	O	PD	CD MOTOR CONTROL OUTPUT (RIGHT)	
36	TDSW	I	PU	TRAVERSE DOWN SW	
37	TUSW	I	PU	TRAVERSE UP SW	
38	PHTR	I	PU	CD STOP SW	
39	PSSW	I	PU	POSITION & DISC DETECT SW	
40	-	O	PD	-	
41	FL RESET	O	PD	FL DOT DRIVER RESET OUTPUT (M66004FP)	
42	DCOFF	O	PD	CD POWER ON/OFF(ESS)	H=ON / L=OFF
43	SDA	I/O	PU	ROM CORRECTION DATA I/O	
44	SCK	O	-	ROM CORRECTION CLOCK OUTPUT	
45	-	O	PD	NO USED	
46	CD_5V	O	PD	ESS POWER SUPPLY CONTROL(TUNER=OFF)	H=OFF / L=ON
47~49	-	O	PD	NO USED	
50	EVCLK	O	PD	SOUND CONTROLLER IC CLOCK OUTPUT(M62492FP)	
51	EVLAT	O	PD	SOUND CONTROLLER IC STROBE OUTPUT(M62492FP)	
52	EVDATA	O	PD	SOUND CONTROLLER IC DATA OUTPUT(M62492FP)	
53,54	A-JOG1,2	I	PU	JOG A (SOUND CONTROL) INPUT1,2	
55,56	B-JOG1,2	I	PU	JOG B (MULTI CONTROL) INPUT1,2	
57,58	ENC1,2	I	PU	VOLUME ENCODER INPUT1,2	
59	LEDCLK	O	PD	LED DRIVER IC CLOCK OUTPUT(BU2090)	
60,61	LEDDT1,2	O	PD	LED DRIVER IC DATA OUTPUT 1,2(BU2090)	

RXD-V525/V626/V727/V828

CIRCUIT DESCRIPTION

Pin No.	Name	I/O	Connect	Description
62	VCC	-	VCC	POWER SUPPLY (+5V)
63	SR-LIMIT	O	PD	CENTER/SURROUND (SUPER WOOFER) SP RELAY CONTROL H=ON / L=OFF
64	VSS	-	VSS	GND
65	B-PH	I	PU	B DECK SPIN DETECT INPUT
66	A-PH	I	PU	A DECK SPIN DETECT INPUT
67	A/B2	O	PD	DECK A/B CHANGEOVER CONTROL 1
68	A/B1	O	PD	DECK A/B CHANGEOVER CONTROL 2
69	PLLDO	I	PU	PLL IC DATA INPUT (LC72131)
70	D-RST	O	PU	DOLBY DIGITAL IC RESET OUTPUT (CXD2724Q)
71	D-REDY	I	PU	DOLBY DIGITAL IC READY INPUT (CXD2724Q)
72	D-XLAT	O	PD	DOLBY DIGITAL IC LAT OUTPUT (CXD2724Q)
73	HP-DET-IN	I	PU	HEAD PHONE INPUT H=OFF / L=ON
74	BIAS	O	PD	BIAS ON/OFF CHANGEOVER CONTROL H=ON / L=OFF
75	R/P	O	PD	R/P CHANGEOVER CONTROL H=REC / L=PLAY
76	B.SOL	O	PD	B DECK SOLENOID CONTROL
77	CPM	O	PD	DECK CAPSTAN MOTOR CONTROL
78	PSCLK	O	PD	EXPANDER IC CLOCK INPUT (HD74HC166P)
79	PSIN	I	PD	EXPANDER IC DATA OUTPUT (HD74HC166P)
80	PSLOAD	O	PD	EXPANDER IC DATA LOAD OUTPUT (HD74HC166P)
81	AMUTE	O	PD	AUDIO MUTE
82	ATT	O	PD	-10dB ATTENUATOR L=ON / H=OFF
83	POWER	O	PD	POWER RELAY CONTROL H : ON
84	PROTECT	I	PD	PROTECT DETECT (VOLTAGE DETECT) L=OFF / H=ON
85	SPRELAY	O	PD	SPEAKER RELAY CONTROL H : ON
86	STBY-LED	O	PD	STANDBY LED CONTROL H=ON / L=OFF
87	TIMER-LED	O	PD	TIMER LED CONTROL H=ON / L=OFF
88	A.SOL	O	PD	A DECK SOLENOID CONTROL
89	SPEANA	I	PD	MUSIC SIGNAL INPUT (A-D)
90	MODEL	I	PD	MODEL DISTINCTION INPUT (A-D)
91	TYPE	I	PD	TUNER DESTINATION DISTINCTION INPUT (A-D)
92	DPSS	I	PD	NON-RECORDED SPACES DETECTING INPUT (A-D)
93	-	I	PD	NO USED
94,95	KEY3,2	I	PU	A-D KEY INPUT 3,2
96	AVSS	-	VSS	GND
97	KEY1	I	PU	A-D KEY INPUT 1
98	VREF	-	-	A-D INVERTER REFERENCE VOLTAGE INPUT (+5V)
99	AVCC	-	VCC	A-D INVERTER POWER SUPPLY INPUT (+5V)
100	SD	I	PU	SD INPUT

(Pin 90) Model distinction

MODEL	VOLT	COMPARE LEVEL(XH)
XD-V828	4.5	C4h
XD-V727	3.3	80h
XD-V626	1.7	3Bh
XD-V424	0.6	

(Pin 91) Tuner destination

SET TYPE	TUNER TYPE	R1	Volt	COMPARE LEVEL
K,P	K	91k	4.51	D9h
✚ M,Y,X,I	M1	39k	3.98	BDh
M(with SW)	M2	22k	3.44	A0h
T	T	13k	2.83	82h
E1,E2	E	8.2k	2.25	62h
Q	Q	4.7k	1.6	28h
J	J	2.7k	1.06	

✚ These models fix the voltage for M,I,V type.

CIRCUIT DESCRIPTION

2-4 EXPANDER IC PIN DESCRIPTION

(X13:IC14) BU2090F

Pin No.	Name	I/O	Connect	Description
1	VSS	-	-	GND
2	DATA	I	PD	DATA INPUT
3	CLOCK	I	PD	CLOCK INPUT
4	120/70	O	-	DECK 120/70us CHANGEOVER
5	D-R/P	O	-	DECK DOLBY R/P CHANGEOVER
6	B1/B2	O	-	DECK B1/B2 CHANGEOVER
7	DOLBY	O	-	DECK DOLBY ON/OFF
8	NOR/CrO2	O	-	NOR/CrO2 CHANGEOVER
9	BEAT CANCEL	O	-	BEAT CANCEL ON/OFF
10	-	O	-	NO USED
11	CD REC	O	-	CD REC CONTROL
12~15	NC	O	-	NO USED
16	VDD	-	-	+5V

(X14: IC52) BU2090

(LED ON : LOW ACTIVE)

Pin No.	Name	I/O	Connect	Description
1	VSS	-	-	GND
2	DATA	I	PD	DATA INPUT
3	CLOCK	I	PD	CLOCK INPUT
4	SOUND	O	-	SOUND ICON LED ON/OFF
5	TIMER	O	-	TIMER ICON LED ON/OFF
6	EX.BASS/SW	O	-	EX. BASS/SW LED ON/OFF
7	ECHO 1	O	-	ECHO 1 ON/OFF PORT
8	EMUTE	O	-	ECHO MUTE PORT
9	DISC3	O	-	DISC3 LED ON/OFF
10	DISC2	O	-	DISC2 LED ON/OFF
11	DISC1	O	-	DISC1 LED ON/OFF
12	MENU	O	-	MENU LED ON/OFF
13	CD-PGM	O	-	CD PGM ICON LED ON/OFF
14	CD-TO-TAPE	O	-	REC OPTIONS ICON LED ON/OFF
15	TAPE-TO-TAPE	O	-	DUBBING ICON LED
16	VDD	-	-	+5V

(X14:IC53) BU2090

(LED ON : LOW ACTIVE)

Pin	Name	I/O	Connect	Description
1	VSS	-	-	GND
2	DATA	I	PD	DATA INPUT
3	CLOCK	I	PD	CLOCK INPUT
4	KEY CON	O	-	KEY CON LED ON/OFF
5	-	O	-	NO USED
6	ECHO	O	-	ECHO LED ON/OFF
7	SURROUND	O	-	SURROUND ICON LED ON/OFF
8	-	O	-	NO USED
9	PBC	O	-	PBC LED ON/OFF
10	-	O	-	NO USED
11	VIRTUAL	O	-	DOLBY VIRTUAL SURROUND LED ON/OFF
12	3 STEREO	O	-	DOLBY 3 STEREO LED ON/OFF
13	PRO LOGIC	O	-	DOLBY PRO LOGIC LED ON/OFF
14	-	O	-	NO USED
15	KARAOKE	O	-	KARAOKE LED ON/OFF
16	VDD	-	-	+5V

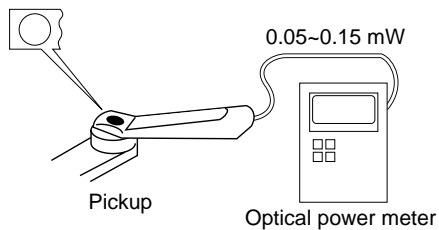
ADJUSTMENT

CD player adjustment

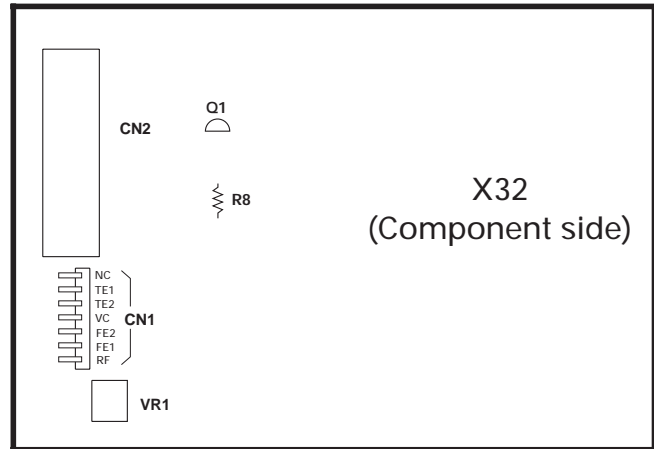
NO.	ITEM	INPUT SETTINGS	OUTPUT SETTINGS	CD PLAYER SETTINGS	ALIGNMENT	ALIGN FOR	FIG.
NO. [1]: Choose either LASER POWER or LASER CURRENT CHECK. (Confirm to be satisfied either LASER POWER or LASER CURRENT CHECK.) TEST MODE: While pressing the PLAY/PAUSE key, plug the power code into the AC power wall output. Insert TEST DISC.							
[1]	LASER POWER	-	Set the sensor section of the optical power meter on the pickup lens.	Press the PLAY/PAUSE key to check that the display is "03".	-	On the power from 0.05 to 0.15mW. When the diffraction grating is correctly aligned with the RF level of 0.8Vp-p or more.	(a)
[1]	LASER CURRENT CHECK	Test disc type4	Set the tester between both the check land of R8 (10%) on the PCB(X32) of the set upper.	Press the PLAY/PAUSE key to check that the display is "03" or "05".	-	500-200mV	
(Caution) Connect and remove to the tester for the laser current check at POWER OFF condition.							
[2]	FOCUS ERROR BIAS	Test disc type4	Connect an oscilloscope as follows. CH1:RF(CN1:1pin) GND:VC(CN1:4pin)	Press the PLAY/PAUSE key. Confirm that the display is "05".	FE BIAS VR1	Optimum eye pattern	(b) (d)

(Note) Type 4 disc: SONY YEDS-18 test disc or equivalent. (KTD-02)

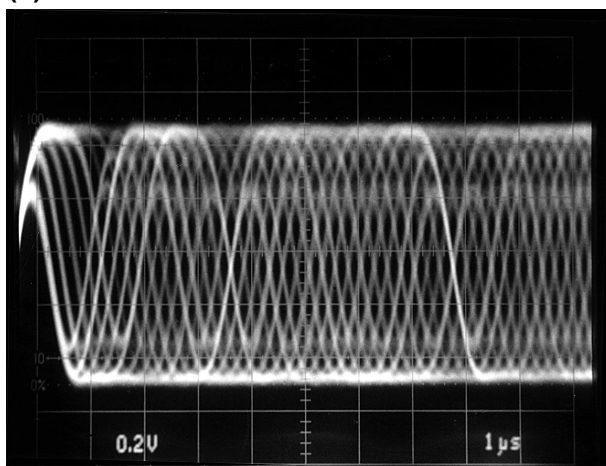
(a) Laser Power



(b) Test point



(d) RF signal: AC coupled

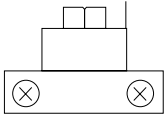


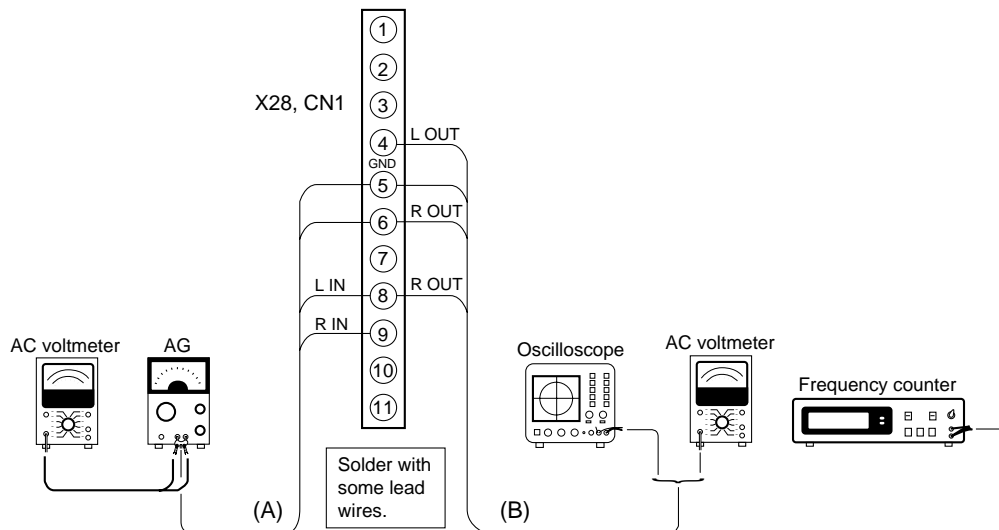
↓
FRONT

- RF signal in test mode (PLAY).
- Perform the tangential and focusing offset are focused into one point on the display. The crossing points above and below the center shall also be looked clearly.

ADJUSTMENT

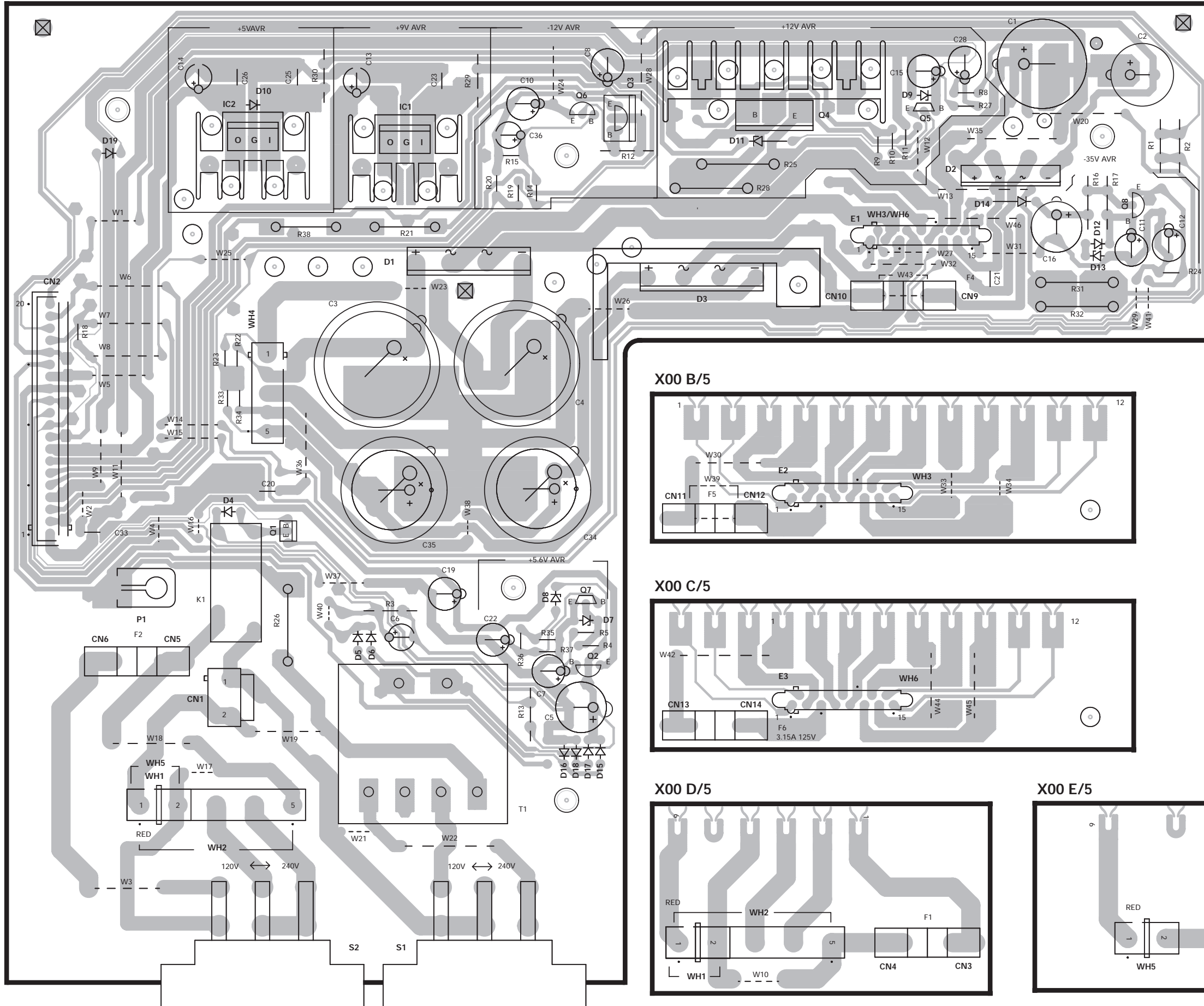
Cassette Deck adjustment

No	ITEM	INPUT SETTING	OUTPUT SETTING	DECK SETTING	ALIGNMENT POINT	ALIGN FOR	FIG.
Unless otherwise specified, set the respective switches as follows: TAPE : NORMAL DOLBY : OFF PLAY OUT : Lch (X28,CN6④pin), Rch (X28,CN6⑥pin) I . Cassette mechanism unit (Adjustment of the REC / PLAY head)							0dBs=0.775V
< 1 >	Demagnetization and cleaning	-	-	Demagnetization: POWER OFF Cleaning: PLAY	Recording head, erase head, capstan pinch roller	Demagnetize the REC / PLAY head with the head eraser. Clean the REC / PLAY head, erase head, capstan and pinch roller using a cotton swab slightly damped with alcohol.	
< 2 >	Azimuth of the REC/PLAY head	TCC-153 MTT-114 10kHz, -10dB	(B)	PLAY	 FWD RVS	Adjust the output to maximum and adjust the azimuth adjustment screw for the Lissajours waveform pattern of the oscilloscope to become close to a 45° straight line.	
II . PC BOARD ADJUSTMENT							
< 1 >	TAPE SPEED(NORMAL)	TCC-110 MTT-111 SCC-1727 3kHz	(B)	PLAY	A/B DECK VR 5	Adjust the tape speed so that 3kHz is obtained at the center of the tape.	
III . PC BOARD ADJUSTMENT							
< 1 >	PLAYBACK LEVEL	MTT-256U, TCC-160 315Hz, 0dB	(B)	PLAY	A DECK VR 1 (L) VR 2 (R) B DECK VR 7 (L) VR 8 (R)	Adjust the playback output to -6.0dBs	
< 2 >	BIAS CURRENT	(A) Adjust the AG for the output of the DECK to become 1kHz(-30dBs)/10kHz(-30dBs).	(B)	Adjust the REC VR level so that the line out is -2.6dBs at 1kHz, and record and playback 1kHz/10kHz alternately.	VR 3 (L) VR 4 (R)	Record 1kHz and 10kHz alternately, and adjust the bias current adjustment potentiometer for the playback levels to become the same.	

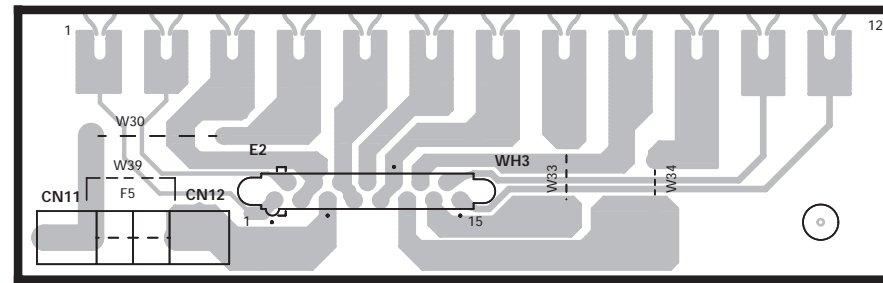


PC BOARD (Component side view) POWER SUPPLY UNIT

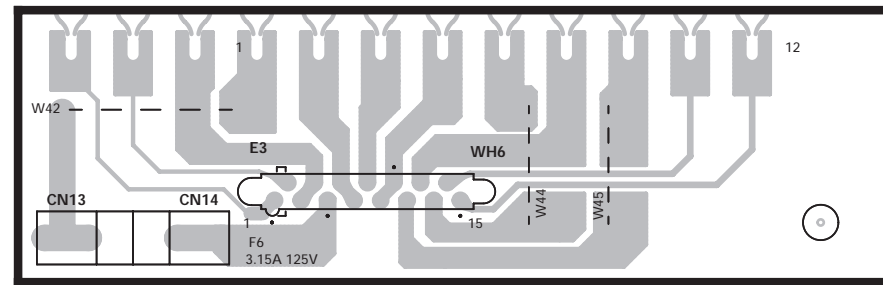
X00-2940-XX A/5 (J70-1298-21): MI X00-2962-XX: V



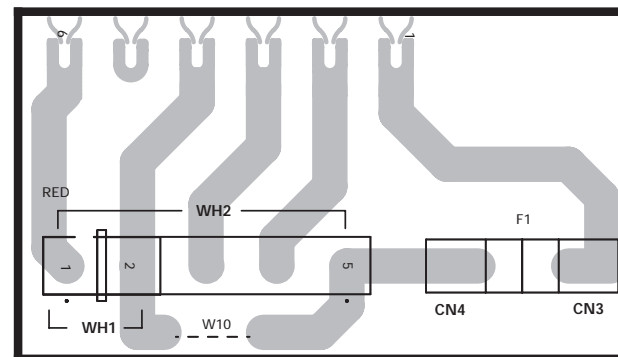
X00 B/5



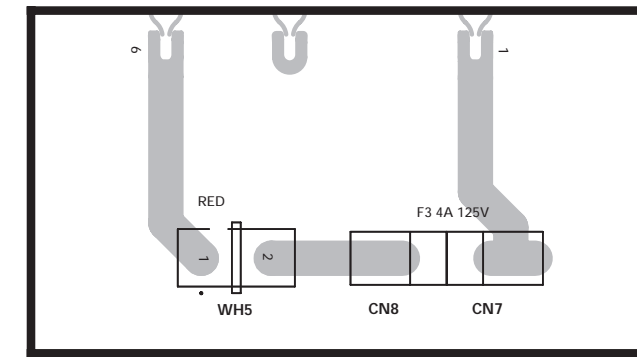
X00 C/5



X00 D/5

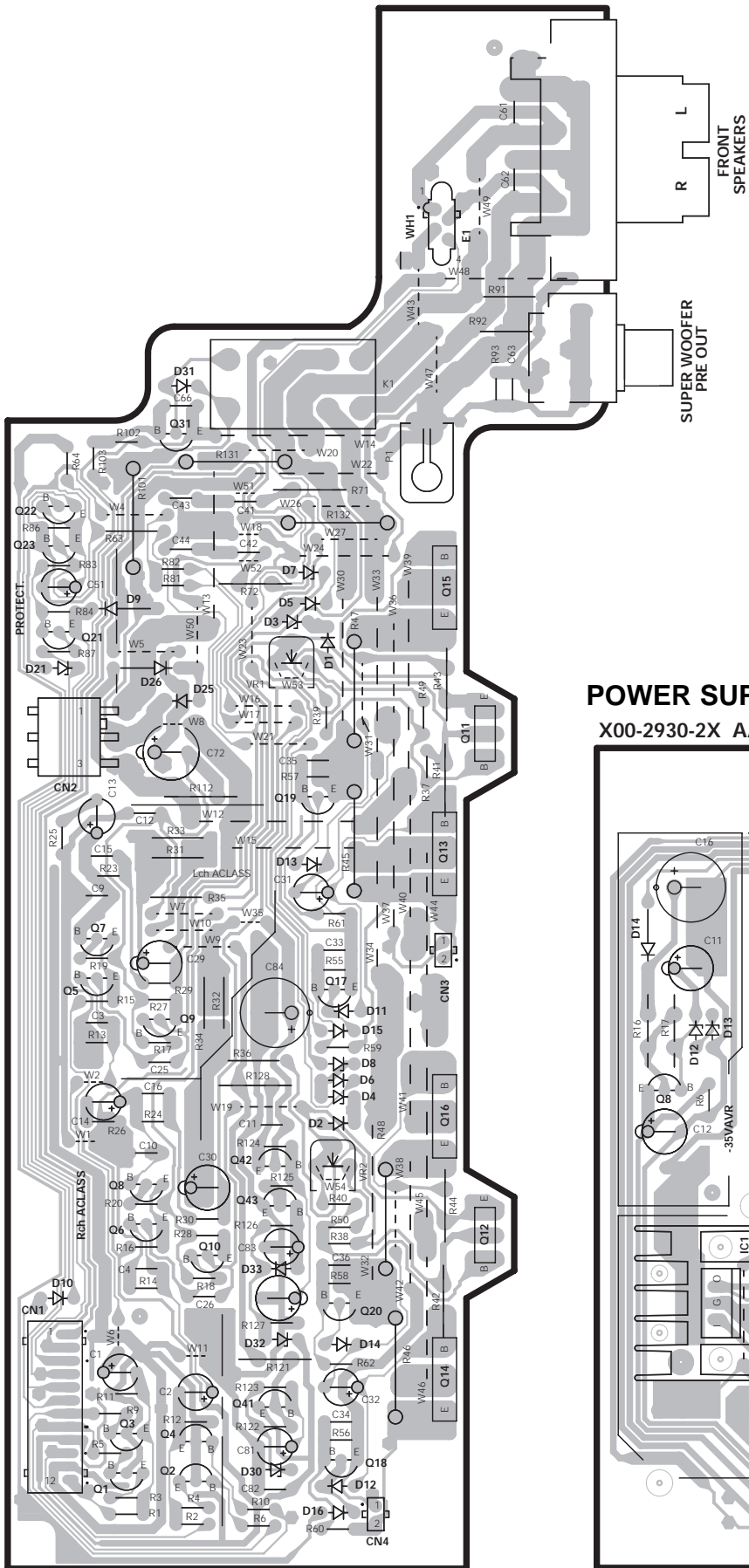


X00 E/5

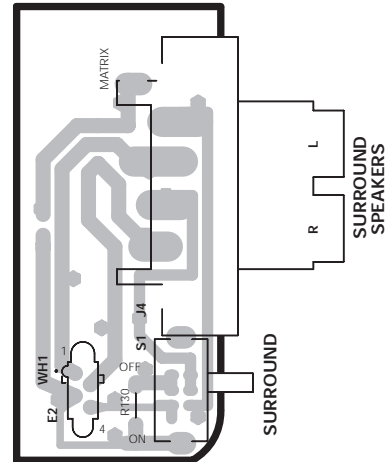


PC BOARD (Component side view)

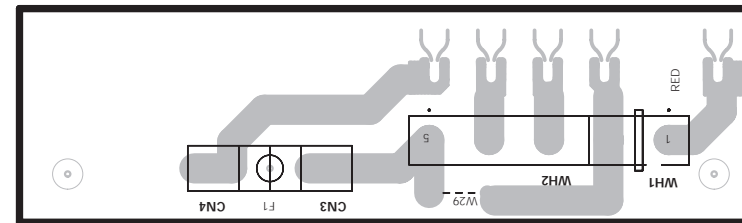
POWER AMPLIFIER UNIT X07-3030-2X A/2: MI
X07-3092-10: V



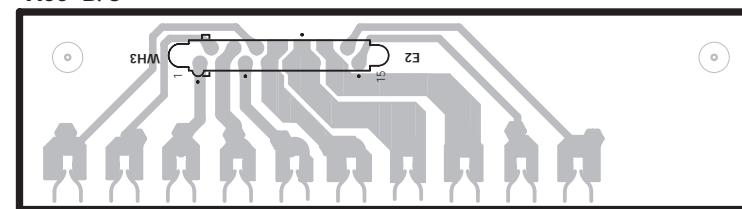
X07 B/2



X00 C/3

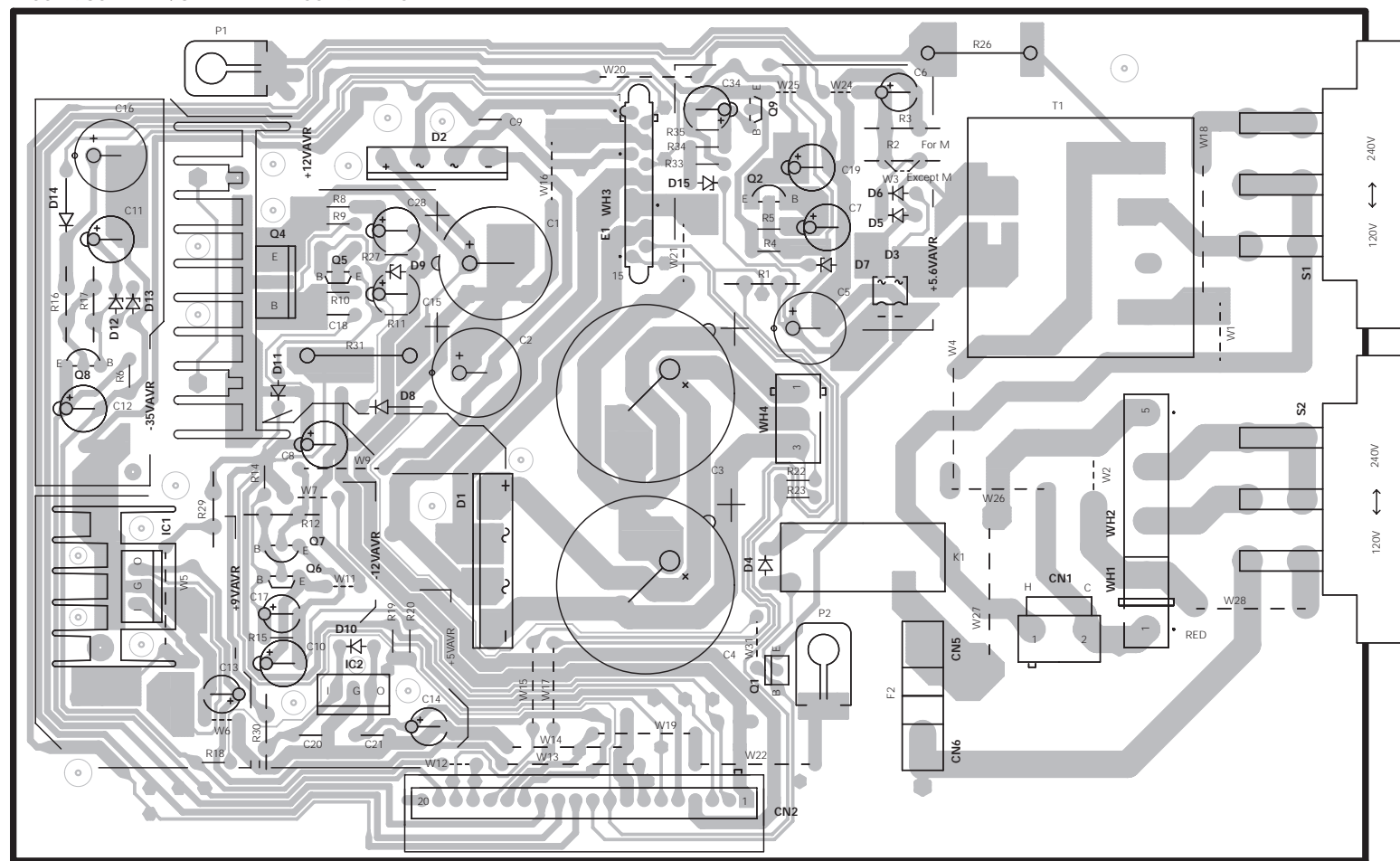


X00 B/3



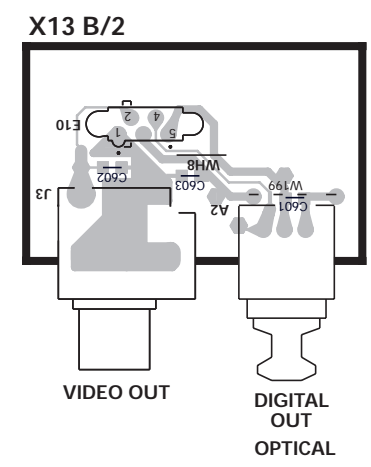
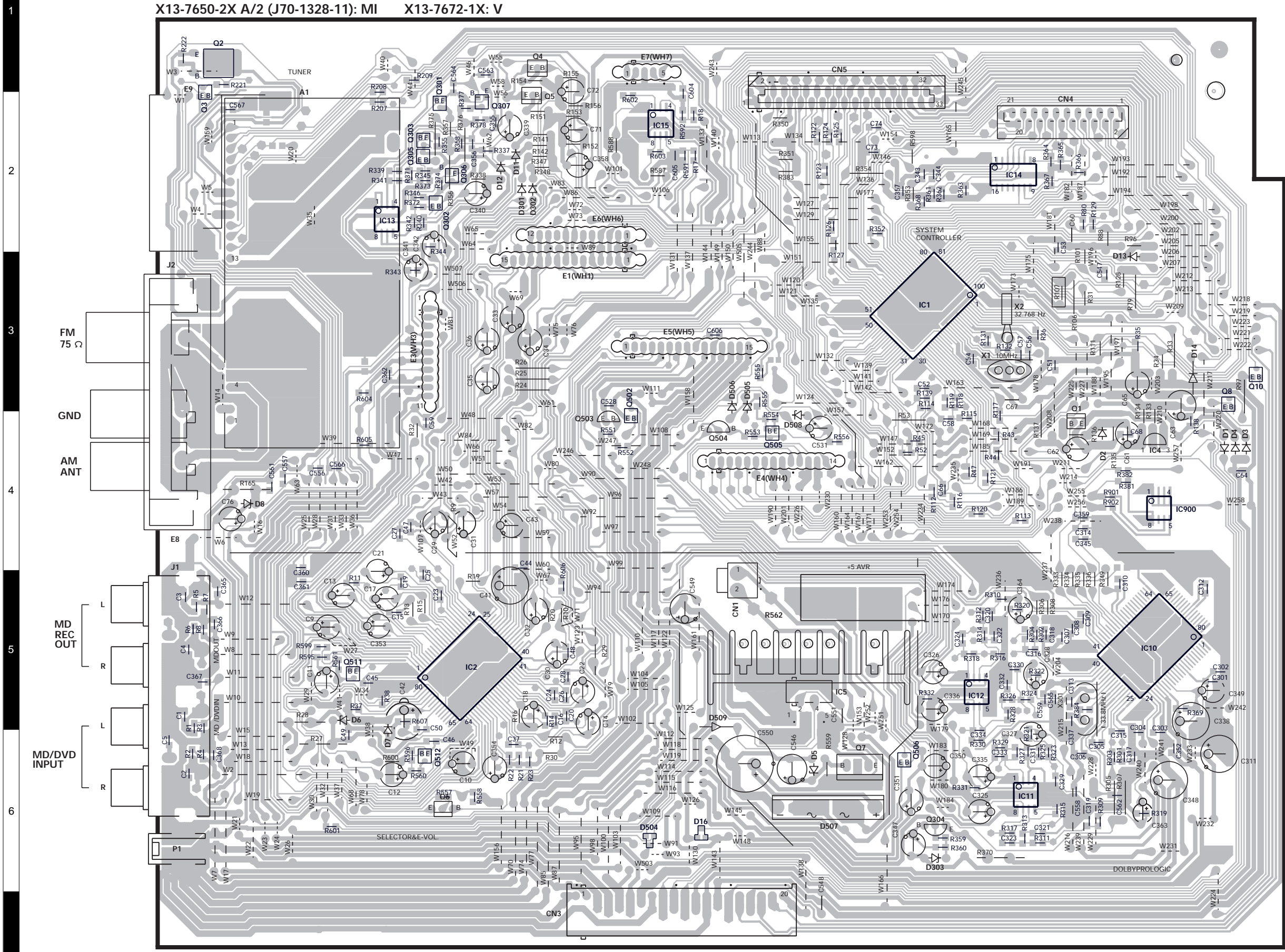
POWER SUPPLY UNIT

X00-2930-2X A/3: MI X00-2972-10: V



PC BOARD (Component side view) SUB-CIRCUIT UNIT

X13-7650-2X A/2 (J70-1328-11): MI X13-7672-1X: V



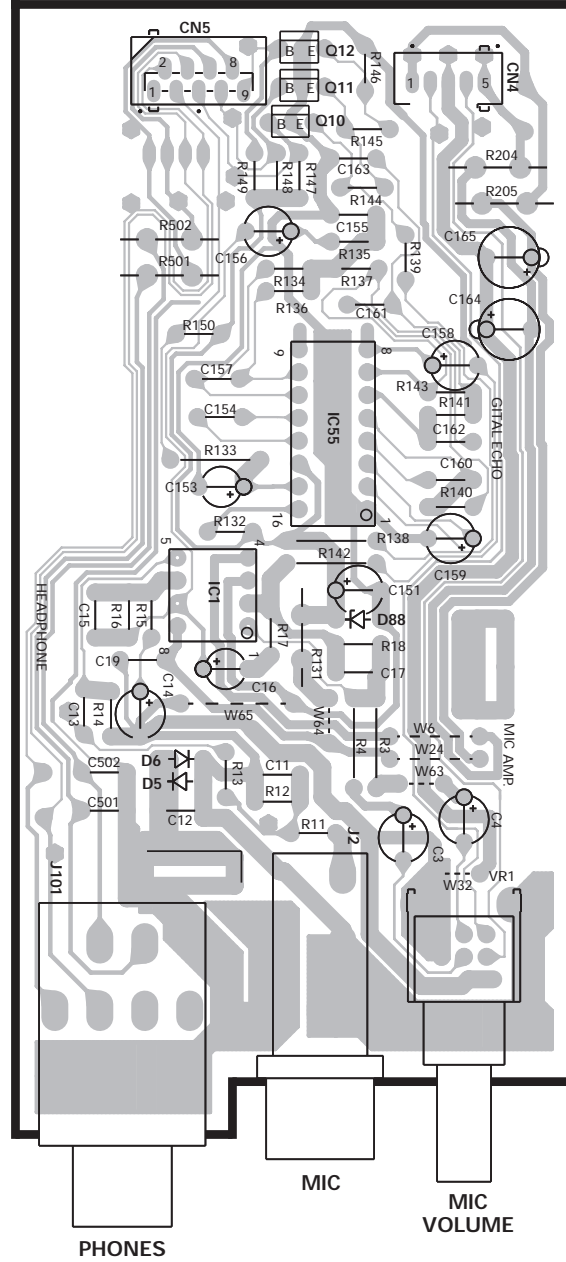
1
2
3
4
5
6
7

Refer to the schematic diagram for the value of resistors and capacitors.

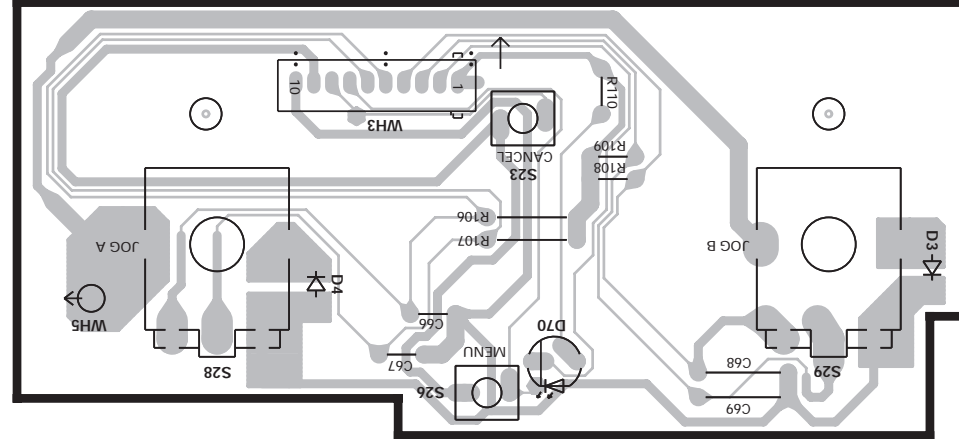
PC BOARD (Component side view) DISPLAY UNIT

X14-7040-2X A/6 (J70-1354-20): MI X14-7032-1X: V

X14 E/6



X14 C/6

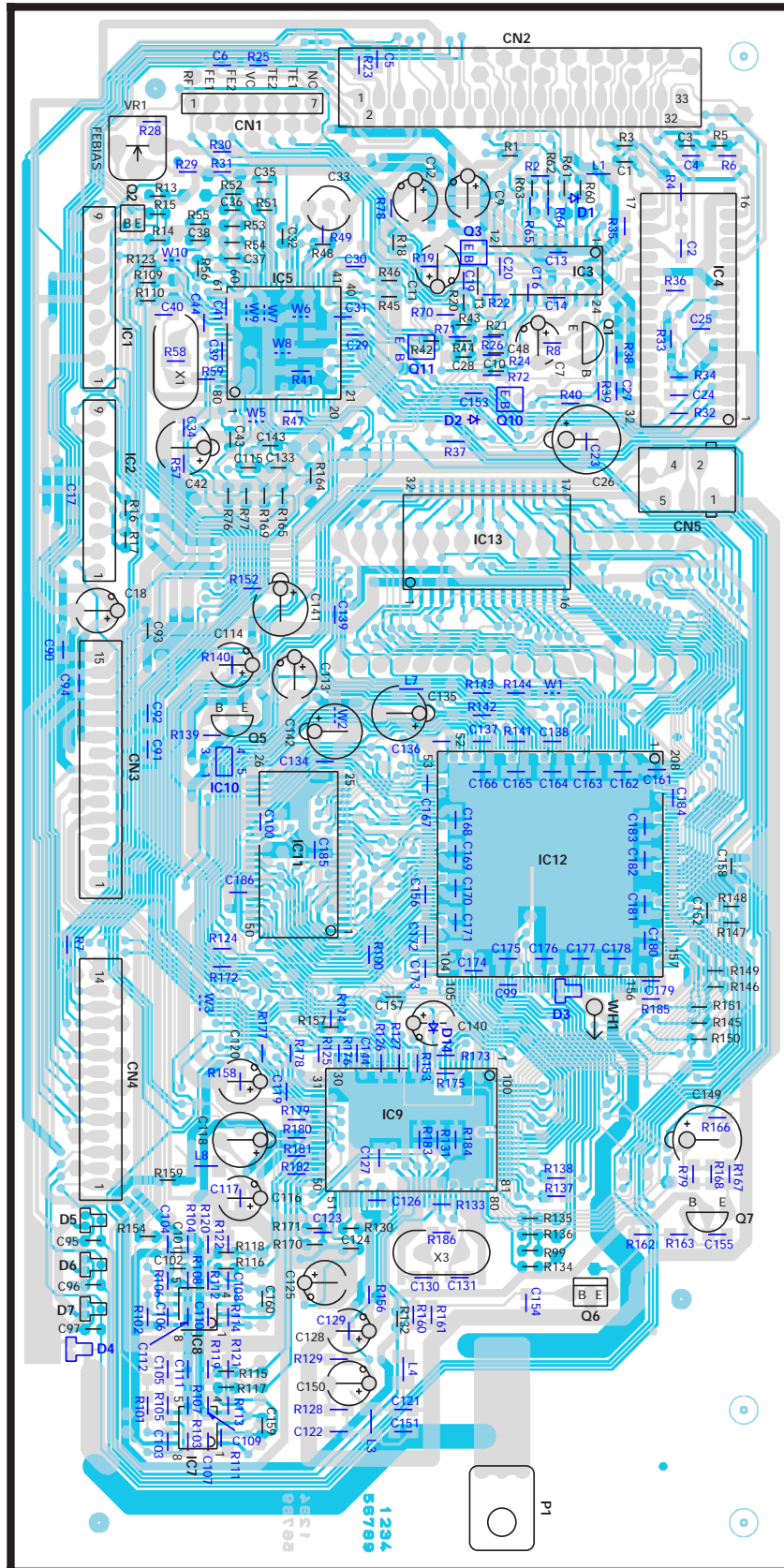


PC BOARD (Component side view)

CD PLAYER UNIT

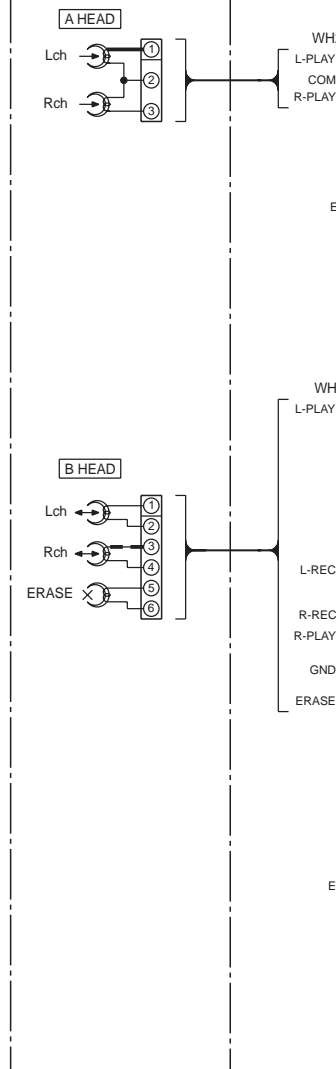
X32-3730-20 (J70-1329-12): MI

X32-3792-10: V

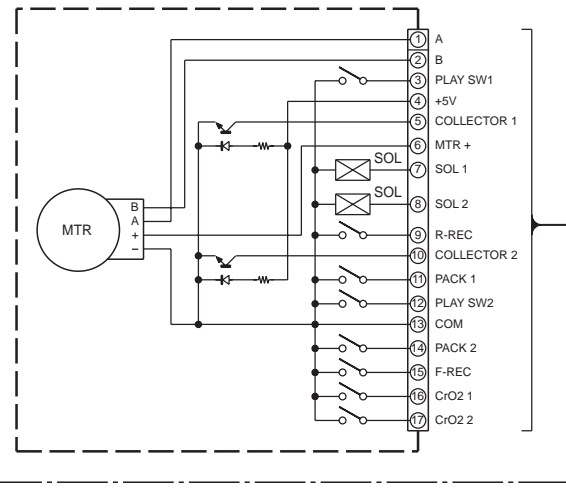


RECORD/PLAYBACK UNIT (X28-298X-XX)

MECHANISM ASS'Y



CASSETTE MECHANISM (D40-1618-05)



Q23,24,28,29
A PB VR
ON/OFF CONTROL

Q25-27
B PB VR
ON/OFF CONTROL

IC3

PLAY/REC HEAD SW

IC1

PLAYBACK/REC EQ.

Q21

R/P CONTROL

Q22

BIAS AVR

Q11

BIAS OSC

Q1

BIAS AVR

Q2

BIAS AVR

Q3

BIAS AVR

Q4

BIAS AVR

Q5

BIAS AVR

Q6

BIAS AVR

Q7

BIAS AVR

A/B TAPE SPEED

MTR SPEED A

MTR SPEED B

B PLAY SW

+5V

SENSOR OUT B

MTR+

B SOL

A SOL

R.REC

SENSOR OUT A

B PACK

A PLAY SW

GND

A PACK

F REC

B CrO2

A CrO2

(5)

(4)

(3)

(2)

(1)

(12)

(11)

(10)

(9)

(8)

(7)

(6)

(5)

(4)

(3)

(2)

(1)

(12)

(11)

(10)

(9)

(8)

(7)

(6)

(5)

(4)

(3)

(2)

(1)

(12)

(11)

(10)

(9)

(8)

(7)

(6)

(5)

(4)

(3)

(2)

(1)

(12)

(11)

(10)

(9)

(8)

(7)

(6)

(5)

(4)

(3)

(2)

(1)

(12)

(11)

(10)

(9)

(8)

(7)

(6)

(5)

(4)

(3)

(2)

(1)

(12)

(11)

(10)

(9)

(8)

(7)

(6)

(5)

(4)

(3)

(2)

(1)

(12)

(11)

(10)

(9)

(8)

(7)

(6)

(5)

(4)

(3)

(2)

(1)

(12)

(11)

(10)

(9)

(8)

(7)

(6)

(5)

(4)

(3)

(2)

(1)

(12)

(11)

(10)

(9)

(8)

(7)

(6)

(5)

(4)

(3)

(2)

(1)

(12)

(11)

(10)

(9)

(8)

(7)

(6)

(5)

(4)

(3)

(2)

(1)

(12)

(11)

(10)

(9)

(8)

(7)

(6)

(5)

(4)

(3)

(2)

(1)

(12)

(11)

(10)

(9)

(8)

(7)

(6)

(5)

(4)

(3)

(2)

(1)

(12)

(11)

(10)

(9)

(8)

(7)

(6)

(5)

(4)

(3)

(2)

(1)

(12)

(11)

(10)

(9)

(8)

(7)

(6)

(5)

(4)

(3)

(2)

(1)

(12)

(11)

(10)

(9)

(8)

(7)

(6)

(5)

(4)

(3)

(2)

(1)

(12)

(11)

(10)

(9)

(8)

(7)

(6)

(5)

(4)

(3)

(2)

(1)

(12)

(11)

(10)

(9)

(8)

(7)

(6)

(5)

(4)

(3)

(2)

(1)

(12)

(11)

(10)

(9)

(8)

(7)

(6)

(5)

(4)

(3)

(2)

(1)

(12)

(11)

(10)

(9)

(8)

(7)

(6)

(5)

(4)

(3)

(2)

(1)

(12)

(11)

(10)

(9)

(8)

(7)

(6)

(5)

(4)

(3)

(2)

(1)

(12)

(11)

(10)

(9)

(8)

(7)

(6)

(5)

(4)

(3)

(2)

(1)

(12)

(11)

(10)

(9)

(8)

(7)

(6)

(5)

(4)

(3)

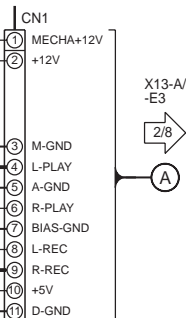
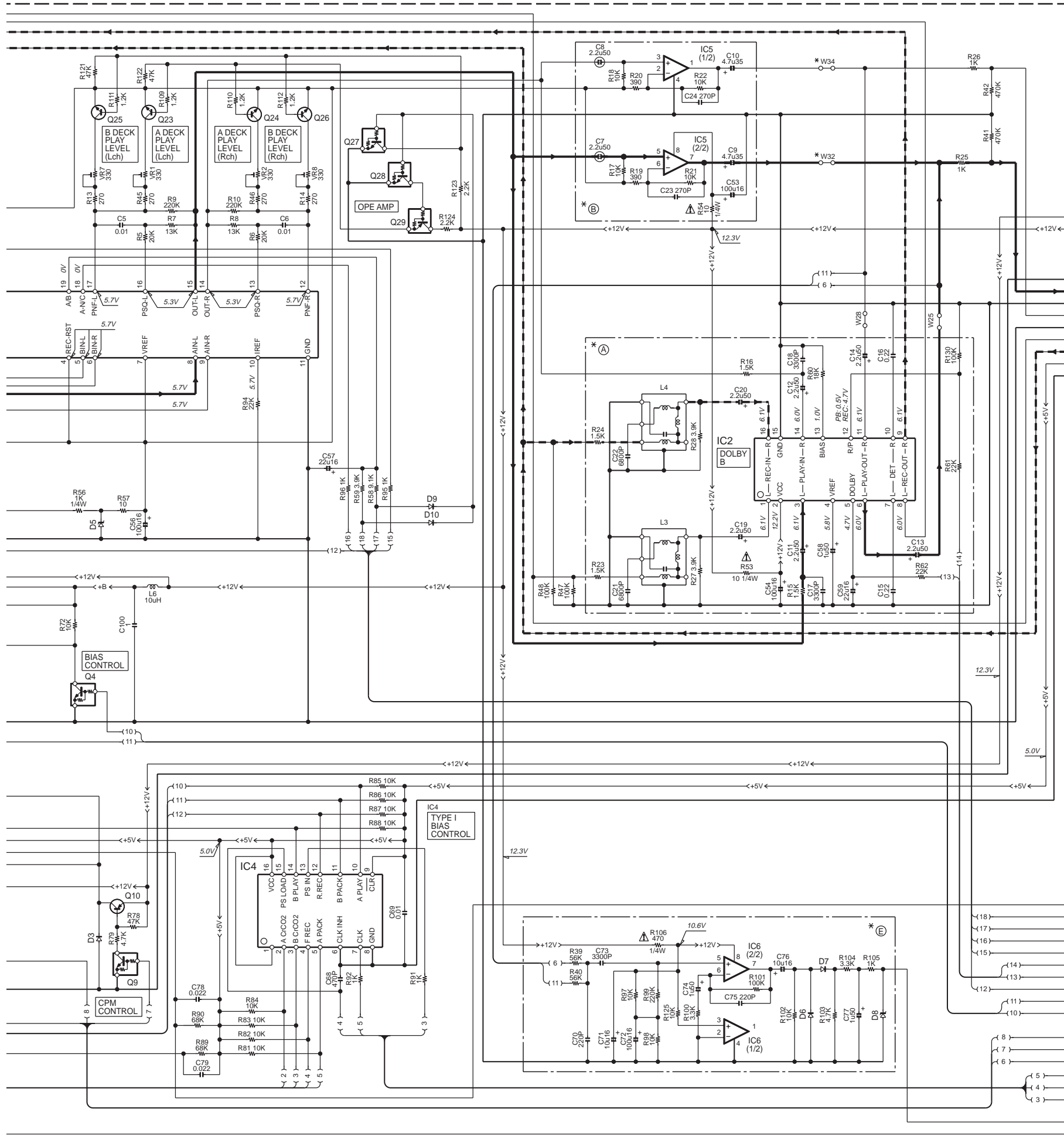
(2)

(1)

(12)

(11)

(10)



RXD-V525 (X28-2980-11)

DESTINATION	COUNTRY	ABB.	UNIT No.	(A)	(E)	(B)	R33	R113	C25	W32
GENERAL MARKET		M					34	114	26	34
MALAYSIA		I	0-11	NO	YES	NO	YES	NO	YES	NO
SHANGHAI		V								

RXD-V626 (X28-2980-10)

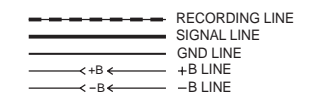
DESTINATION	COUNTRY	ABB.	UNIT No.	(A)	(E)	(B)	R33	R113	C25	W32
GENERAL MARKET		M					34	114	26	34
MALAYSIA		I	0-10	YES	NO	YES	NO	YES	NO	NO
SHANGHAI		V								

RXD-V727 (X28-2980-10)

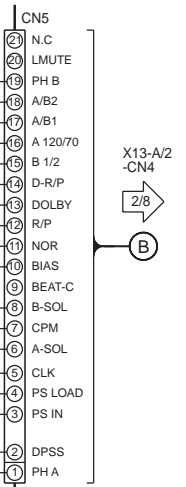
DESTINATION	COUNTRY	ABB.	UNIT No.	(A)	(E)	(B)	R33	R113	C25	W32
GENERAL MARKET		M					34	114	26	34
MALAYSIA		I	0-10	YES	NO	YES	NO	YES	NO	NO
SHANGHAI		V								

RXD-V828 (X28-2980-10)

DESTINATION	COUNTRY	ABB.	UNIT No.	(A)	(E)	(B)	R33	R113	C25	W32
GENERAL MARKET		M					34	114	26	34
MALAYSIA		I	0-10	YES	NO	YES	NO	YES	NO	NO
SHANGHAI		V								



- IC1 : HA12219NT
- IC2 : HA12136A
- IC3 : BA3126N
- IC4 : HD74HC166P or TC74HC166AP
- IC5,6 : NJM4565L
- Q1 : KTC3205 or 2SC3940A(R,S)
- Q2-5,7,9, 22,27,28 : KRC103M or DTC124ESA
- Q6,8,10 : 2SA1286-T11
- Q11,12,23-26 : KTC3199(Y,GR) or 2SC2785(F,E)
- Q21,29 : KRA103M or DTA124ESA
- D1-4,6,7,9,10 : 1SS133 or HSS104A
- D5 : HZS5.6N(B2) or MTJ5.6(B)
- D8 : HZS5.1N(B2) or MTJ5.1(B)

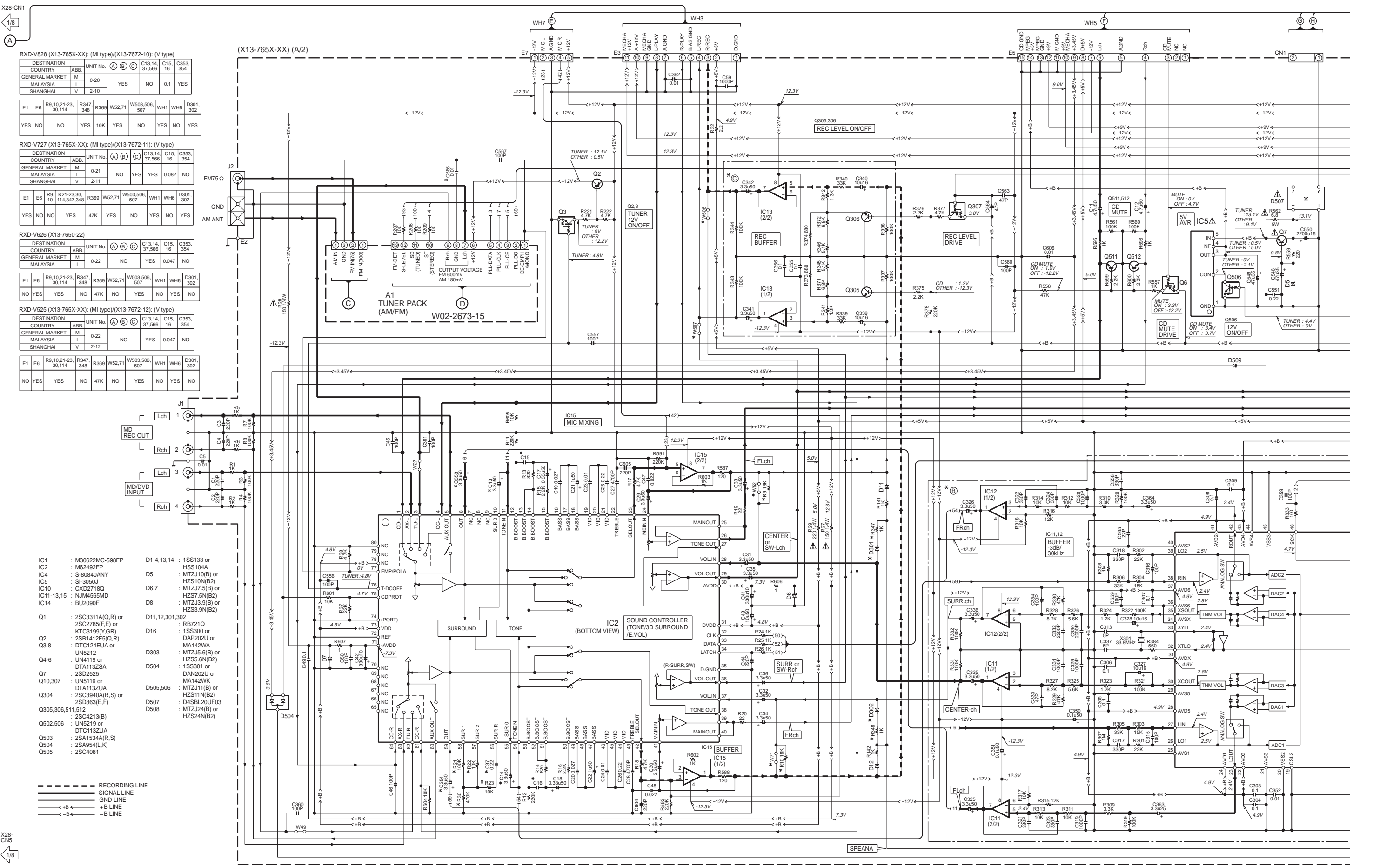


CAUTION: For continued safety, replace safety critical components only with manufacturer's recommended parts (refer to parts list). Δ indicates safety critical components. For continued protection against risk of fire, replace only with same type and rating fuse(s). To reduce the risk of electric shock, leakage-current or resistance measurements shall be carried out (exposed parts are acceptably insulated from the supply circuit) before the appliance is returned to the customer.

The DC voltage is an actual reading measured with a high impedance type voltmeter with a cassette loaded at playback mode. The measurement value may vary depending on the measuring instruments used or on the product. Bias circuit DC voltage is measured while in the record mode.

DOLBY and the double-D symbol are trademarks of Dolby Laboratories Licensing Corporation. Noise reduction circuit made under license from Dolby Laboratories Licensing Corporation.

RXD-V525/V626/V727/V828



RXD-V828 (X13-765X-XX): (Ml type)/(X13-7672-10): (V type)

DESTINATION	UNIT No.	(A)	(B)	(C)	C13,14, 37,566	C15, 16	C353, 354
COUNTRY	ABB						
GENERAL MARKET	M						
MALAYSIA	I	0-20	YES	NO	NO	0.1	YES
SHANGHAI	V	2-10					

E1	E6	R9, 10, 21-23, 30, 114	R347, 348	R369	W52, 71	W503, 506, 507	WH1	WH6	D301, 302
YES	NO	NO	YES	10K	YES	NO	YES	NO	YES

RXD-V727 (X13-765X-XX): (Ml type)/(X13-7672-11): (V type)

DESTINATION	UNIT No.	(A)	(B)	(C)	C13,14, 37,566	C15, 16	C353, 354
COUNTRY	ABB						
GENERAL MARKET	M						
MALAYSIA	I	0-21	NO	YES	YES	0.082	NO
SHANGHAI	V	2-11					

E1	E6	R9, 10, 21-23, 30, 114	R347, 348	R369	W52, 71	W503, 506, 507	WH1	WH6	D301, 302
YES	NO	YES	NO	47K	YES	NO	YES	NO	YES

RXD-V626 (X13-7650-22)

DESTINATION	UNIT No.	(A)	(B)	(C)	C13,14, 37,566	C15, 16	C353, 354
COUNTRY	ABB						
GENERAL MARKET	M						
MALAYSIA	I	0-22	NO	YES	YES	0.047	NO
SHANGHAI	V	2-12					

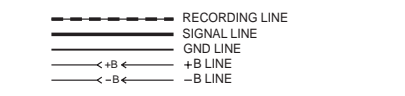
E1	E6	R9, 10, 21-23, 30, 114	R347, 348	R369	W52, 71	W503, 506, 507	WH1	WH6	D301, 302
NO	YES	YES	NO	47K	NO	YES	NO	YES	NO

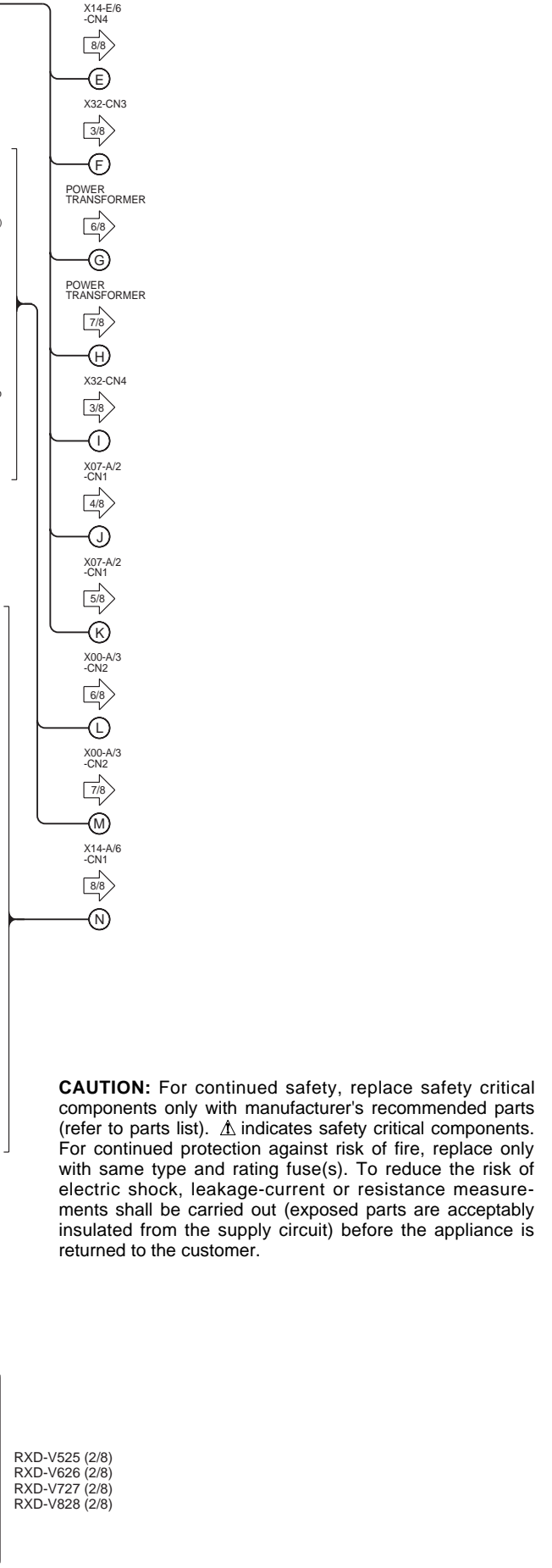
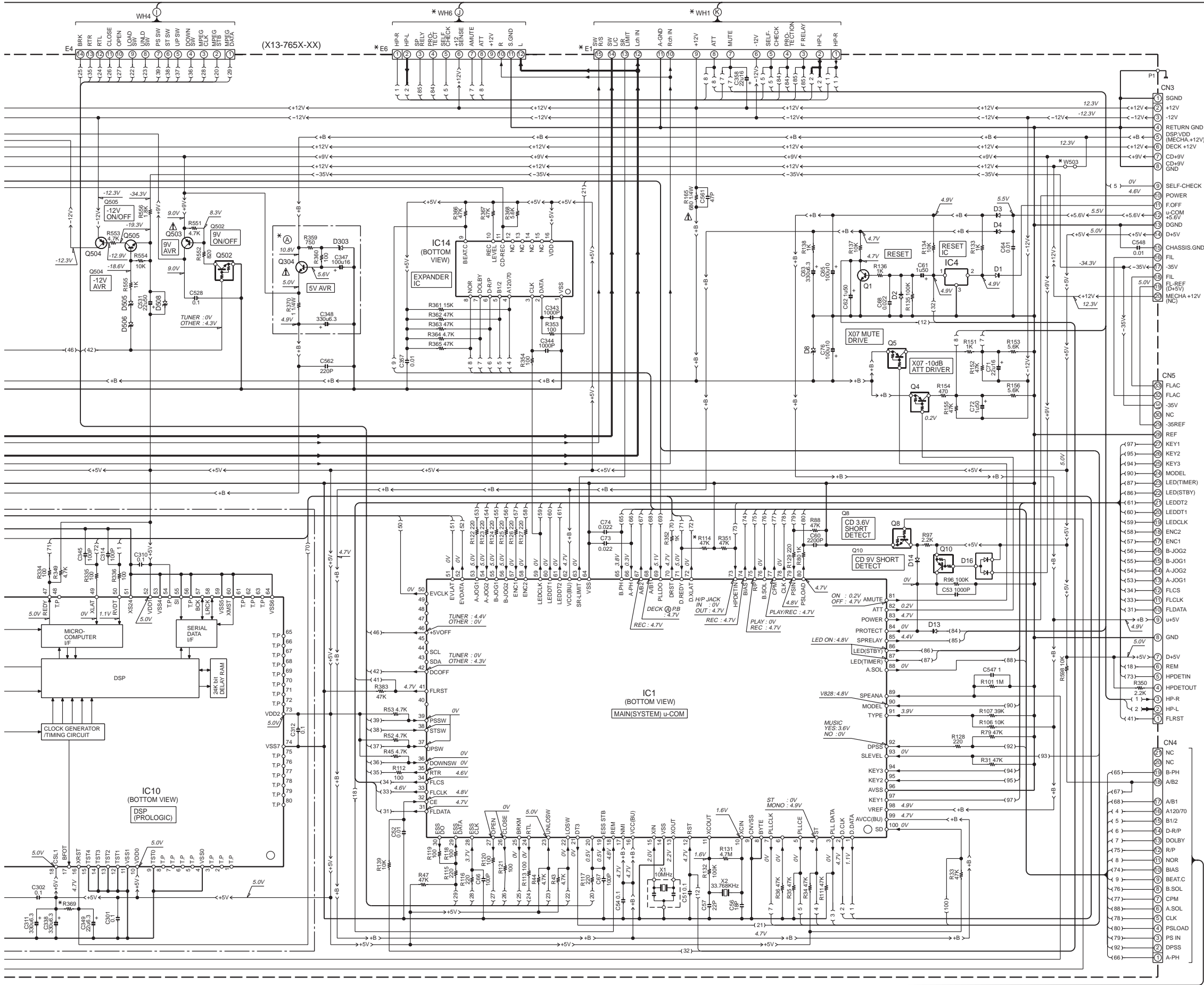
RXD-V525 (X13-765X-XX): (Ml type)/(X13-7672-12): (V type)

DESTINATION	UNIT No.	(A)	(B)	(C)	C13,14, 37,566	C15, 16	C353, 354
COUNTRY	ABB						
GENERAL MARKET	M						
MALAYSIA	I	0-22	NO	YES	YES	0.047	NO
SHANGHAI	V	2-12					

E1	E6	R9, 10, 21-23, 30, 114	R347, 348	R369	W52, 71	W503, 506, 507	WH1	WH6	D301, 302
NO	YES	YES	NO	47K	NO	YES	NO	YES	NO

- IC1 : M30622MC-598FP
- IC2 : M62492FP
- IC4 : S-80840ANY
- IC5 : SI-3050J
- IC10 : CXD2718Q
- IC11-13,15 : NJM4568MD
- IC14 : BU2090F
- Q1 : 2SC3311A(Q,R) or 2SC2785(F,E) or KTC3199(Y,G,R)
- Q2 : UN4119 or DTA113ZSA
- Q3,8 : DTC124EUA or UN5212
- Q4-6 : UN4119 or DTA113ZSA
- Q7 : 2SD2525
- Q10,307 : UN5119 or DTA113ZUA
- Q304 : 2SC3940A(R,S) or 2SD863(E,F)
- Q305,306,511,512 : 2SC4213(B)
- Q502,506 : UN5219 or DTC113ZUA
- Q503 : 2SA1534A(R,S)
- Q504 : 2SA954(L,K)
- Q505 : 2SC4081
- D1-4,13,14 : 1SS133 or HSS104A
- D5 : MTZ110(B) or HZS10N(B2)
- D6,7 : MTZ17.5(B) or HZS7.5N(B2)
- D8 : MTZ13.9(B) or HZS3.9N(B2)
- D11,12,301,302 : RB721Q
- D16 : 1SS300 or DAP202U or MA142WA
- D303 : MTZ15.6(B) or HZS5.6N(B2)
- D504 : 1SS301 or DAN202U or MA142WK
- D505,506 : MTZ111(B) or HZS11N(B2)
- D507 : DASBL20UF03
- D508 : MTZ124(B) or HZS24N(B2)





CAUTION: For continued safety, replace safety critical components only with manufacturer's recommended parts (refer to parts list). Δ indicates safety critical components. For continued protection against risk of fire, replace only with same type and rating fuse(s). To reduce the risk of electric shock, leakage-current or resistance measurements shall be carried out (exposed parts are acceptably insulated from the supply circuit) before the appliance is returned to the customer.

- RXD-V525 (2/8)
- RXD-V626 (2/8)
- RXD-V727 (2/8)
- RXD-V828 (2/8)

The DC voltage is an actual reading measured with a high impedance type voltmeter as the AM/FM signal generator is specified to the conditions as shown in the list below. The measurement value may vary depending on the measuring instruments used or on the product. The value shown in () is actual reading measured in the AM mode.

MODE	CARRIER	MODULATION		ANT INPUT
		FREQUENCY	DEVIATION	
FM	98MHz	1kHz	STEREO 67.5kHz 7.5kHz(Pilot)	60dB
AM	1000(999)kHz	400Hz	MONO 30% MOD	60dB

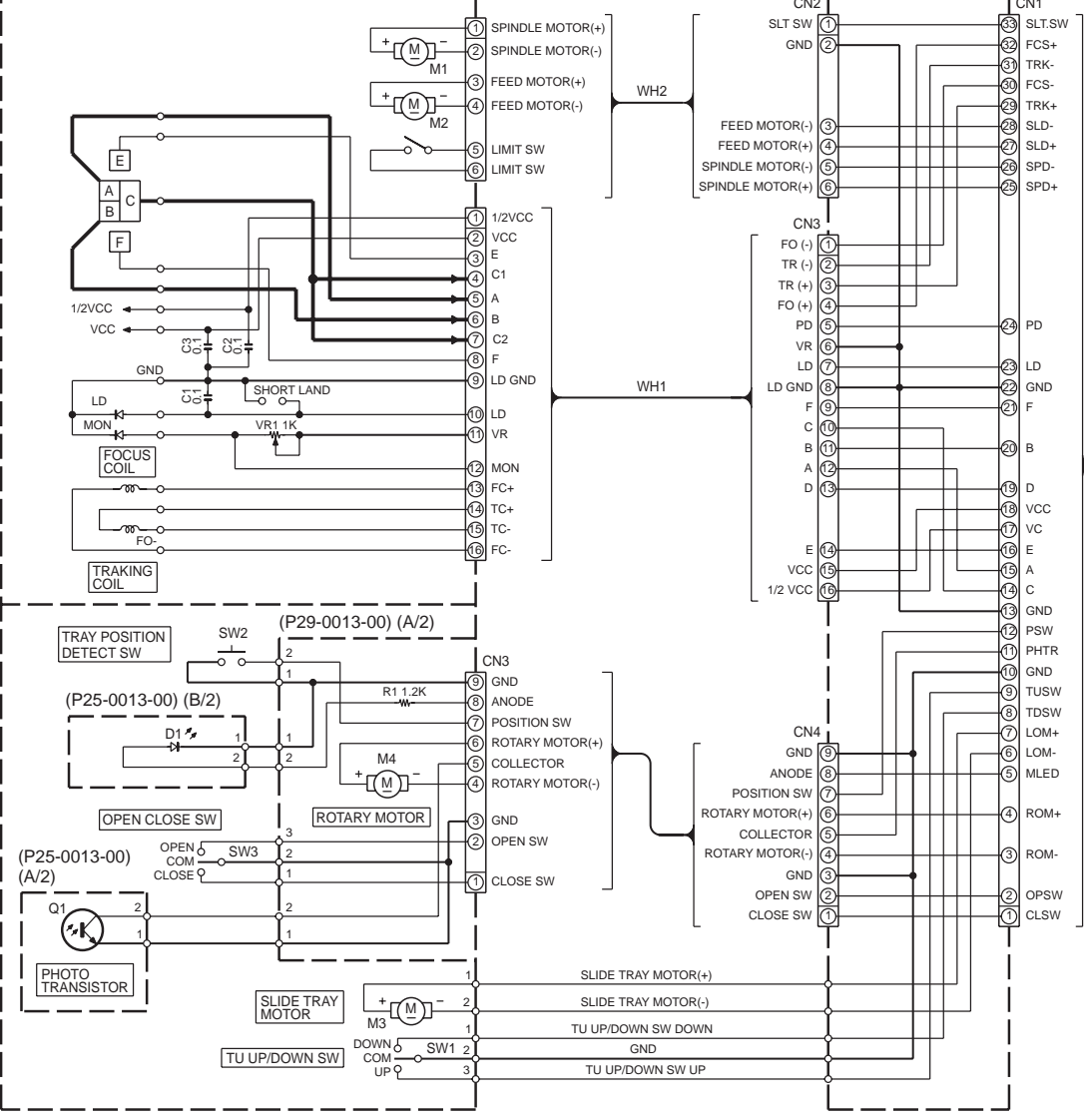
Y39-3270-21

KENWOOD

RXD-V525/V626/V727/V828

X13-A/2
-E4
2/8
1

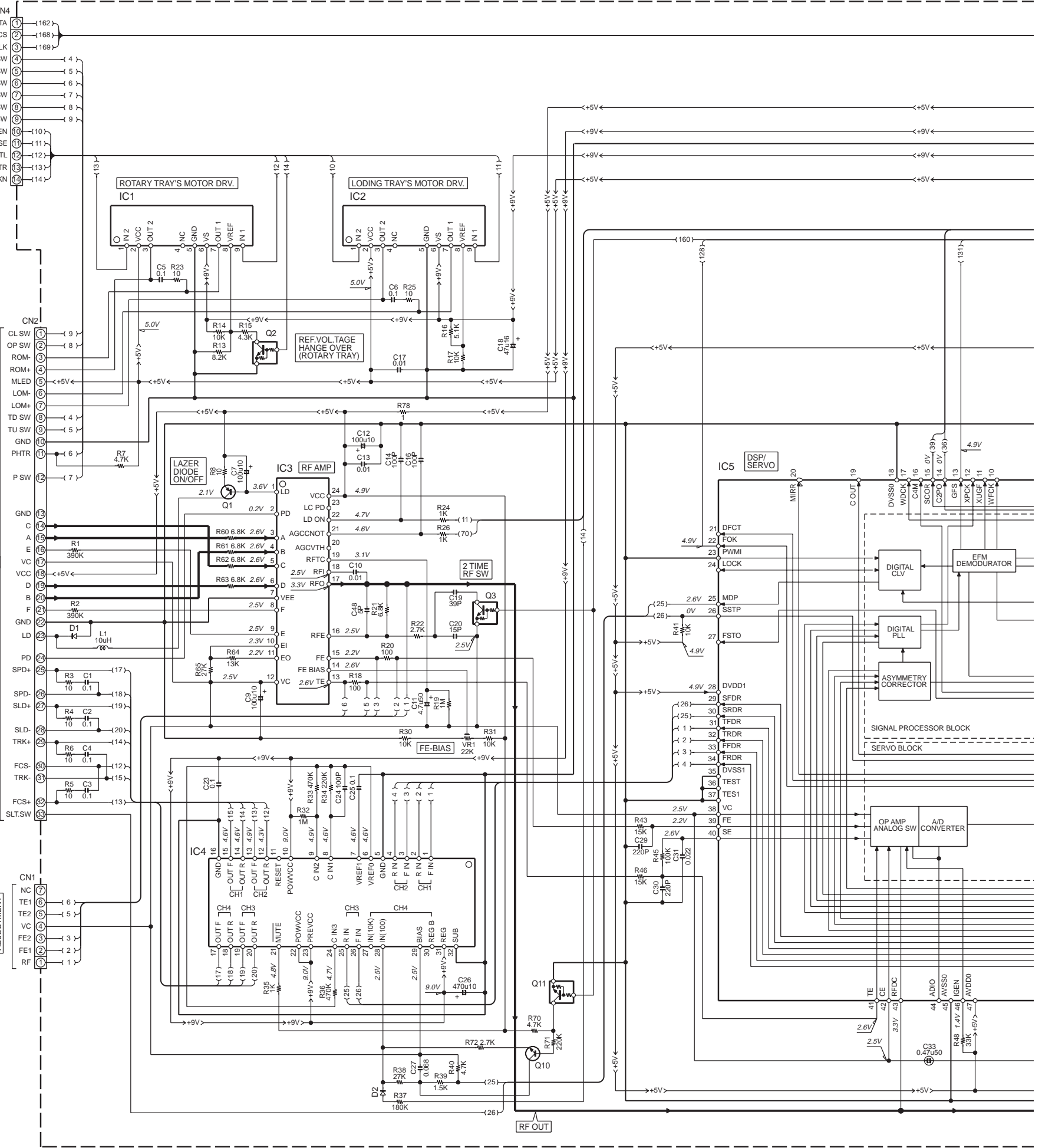
CD MACHINISM (MGC-E9004)



- SIGNAL LINE
 - GND LINE
 - +B LINE
 - -B LINE
- IC1,2 : TA8409S
 IC3 : CXA2549M
 IC4 : BA5979S
 IC5 : CXD3008Q
 IC7,8 : NJM4565M
 IC9 : ES3883
 IC10 : XC62ER3602MR
 IC11 : HY57V16160DTC or KM416S1120DTG8
 IC12 : ES4108
 IC13 : MSM534001E53GS
- Q1 : 2SA954(L,K)
 Q2 : UN5219 or DTC113ZUA
 Q3,11 : UN5212 or DTC124EUA
 Q5 : 2SA1286-T11
 Q6 : 2SA933AS(Q,R) or 2SA1175(F,E)
 Q7 : 2SC3246
 Q10 : 2SC4213(B)
- D1,2,14 : MA111

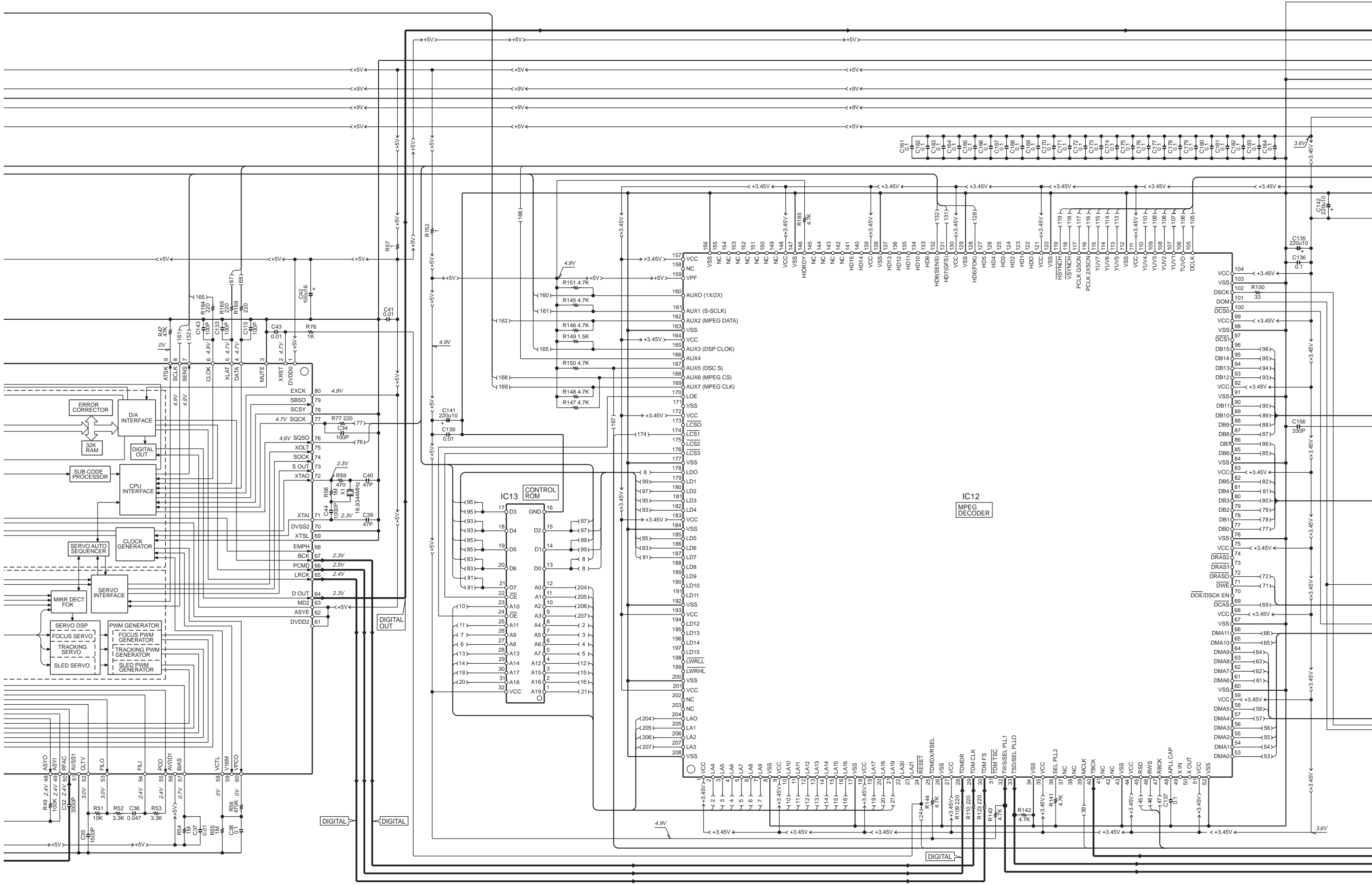
X13-A/2
-E5
2/8
F

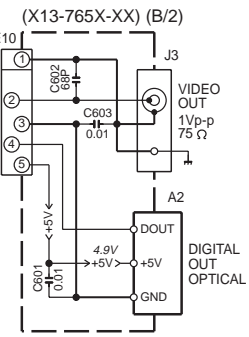
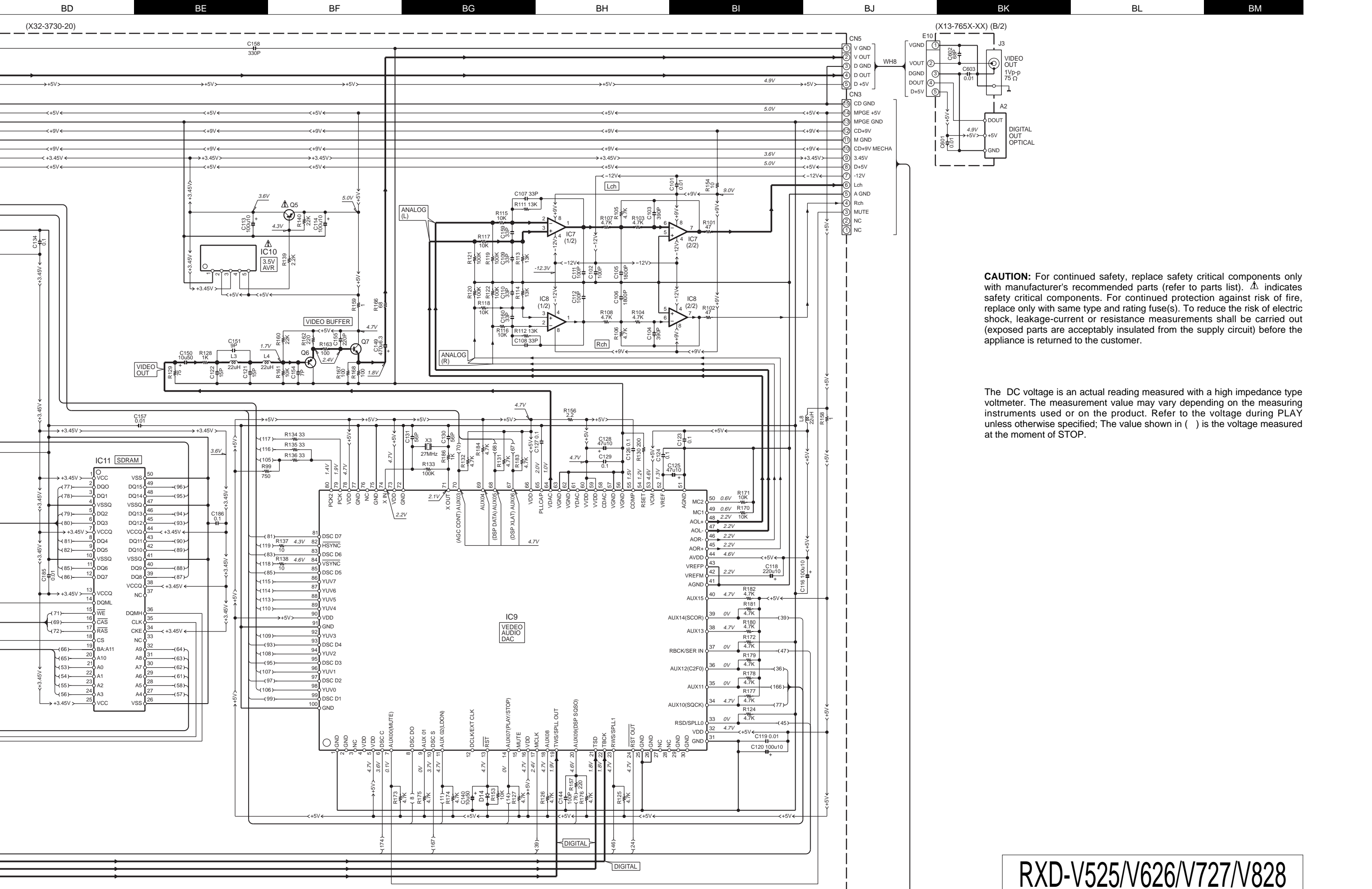
(X32-3730-20)



ADJUSTMENT



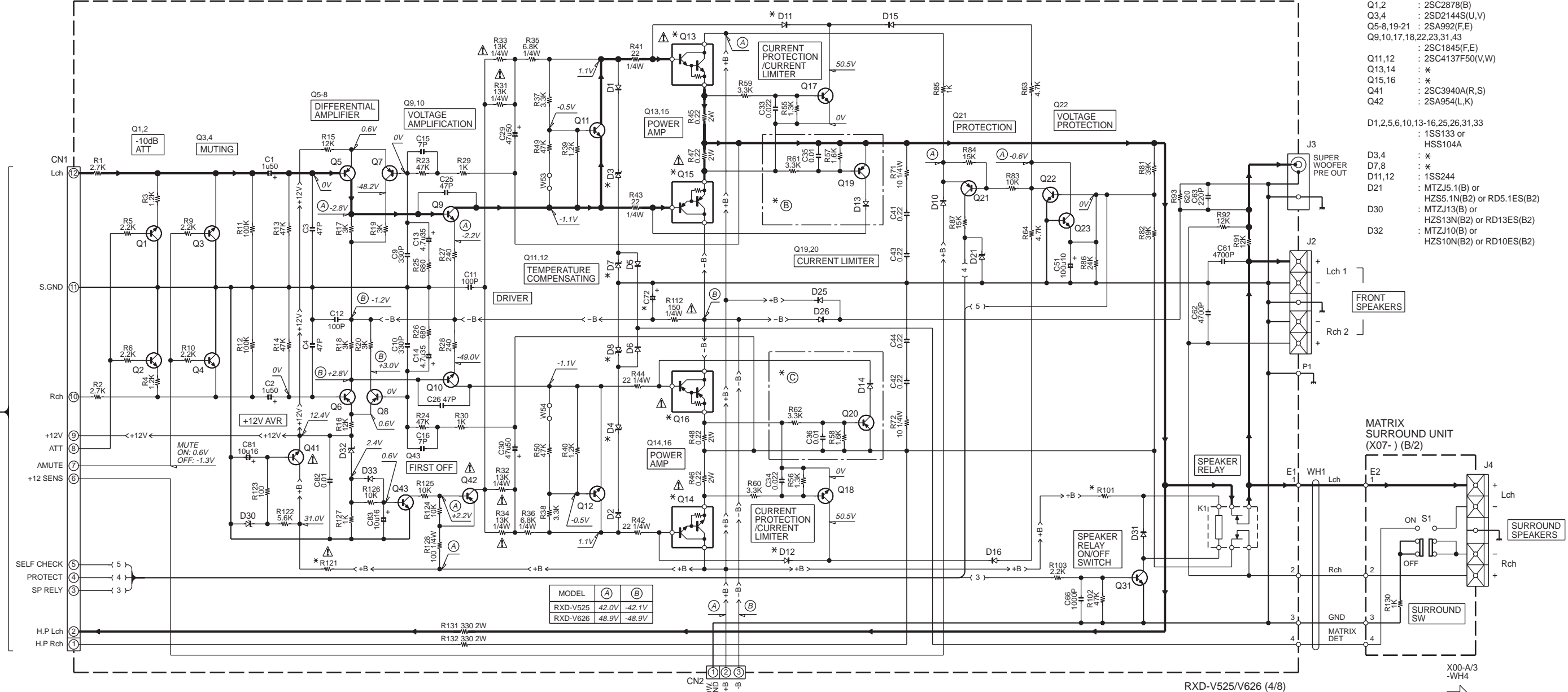




CAUTION: For continued safety, replace safety critical components only with manufacturer's recommended parts (refer to parts list). Δ indicates safety critical components. For continued protection against risk of fire, replace only with same type and rating fuse(s). To reduce the risk of electric shock, leakage-current or resistance measurements shall be carried out (exposed parts are acceptably insulated from the supply circuit) before the appliance is returned to the customer.

The DC voltage is an actual reading measured with a high impedance type voltmeter. The measurement value may vary depending on the measuring instruments used or on the product. Refer to the voltage during PLAY unless otherwise specified; The value shown in () is the voltage measured at the moment of STOP.

POWER AMPLIFIER UNIT (X07-303X-XX) (A/2) : RXD-V525(M,I,V)/V626(M,I)

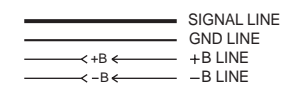


- Q1,2 : 2SC2878(B)
- Q3,4 : 2SD2144S(U,V)
- Q5-8,19-21 : 2SA992(F,E)
- Q9,10,17,18,22,23,31,43 : 2SC1845(F,E)
- Q11,12 : 2SC4137F50(V,W)
- Q13,14 : *
- Q15,16 : *
- Q41 : 2SC3940A(R,S)
- Q42 : 2SA954(L,K)
- D1,2,5,6,10,13-16,25,26,31,33 : 1SS133 or HSS104A
- D3,4 : *
- D7,8 : *
- D11,12 : 1SS244
- D21 : MTZJ5.1(B) or HZS5.1N(B2) or RD5.1ES(B2)
- D30 : MTZJ13(B) or HZS13N(B2) or RD13ES(B2)
- D32 : MTZJ10(B) or HZS10N(B2) or RD10ES(B2)

MODEL	(A)	(B)
RXD-V525	42.0V	-42.1V
RXD-V626	48.9V	-48.9V

DESTINATION	COUNTRY	ABB.	UNIT No.	(B)	(C)	R101	R121	C72	D3,4	D7,8	D11,12	Q13,14	Q15,16
MALAYSIA	I		30-24			1K	680	47u50	RD18ES(B2) or MTZJ18(B) or HZS18N(B2)	RD13ES(B2) or MTZJ13(B) or HZS13N(B2)	NO	2SD2493	2SB1624
GENERAL MARKET	M			NO		1K	2W	47u50					
SHANGHAI	V		92-10										

DESTINATION	COUNTRY	ABB.	UNIT No.	(B)	(C)	R101	R121	C72	D3,4	D7,8	D11,12	Q13,14	Q15,16
GENERAL MARKET	M		0-23	YES		1.2K	1K	47u63	MTZJ20(B) or HZS20N(B2)	MTZJ16(B) or HZS16N(B2)	YES	2SD2493A	2SB1624A
MALAYSIA	I					1.2K	2W						



CAUTION: For continued safety, replace safety critical components only with manufacturer's recommended parts (refer to parts list). Δ indicates safety critical components. For continued protection against risk of fire, replace only with same type and rating fuse(s). To reduce the risk of electric shock, leakage-current or resistance measurements shall be carried out (exposed parts are acceptably insulated from the supply circuit) before the appliance is returned to the customer.

The DC voltage is an actual reading measured with a high impedance type voltmeter with no signal input. The measurement value may vary depending on the measuring instruments used or on the product.

RXD-V525/V626/V727/V828

Y39-3270-21

KENWOOD

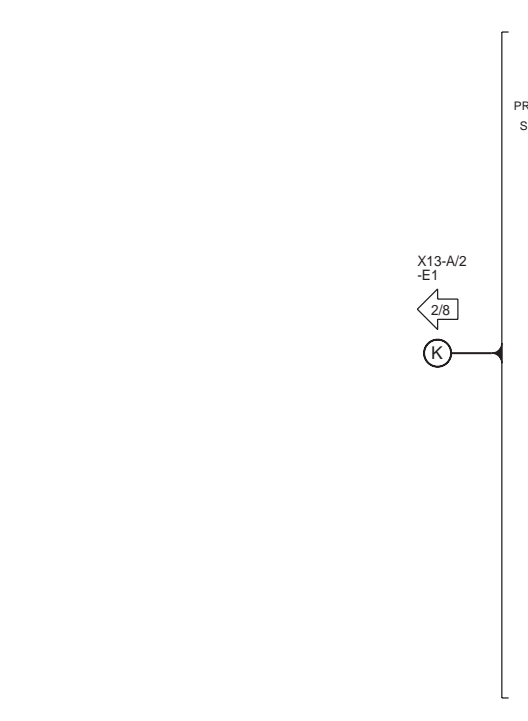
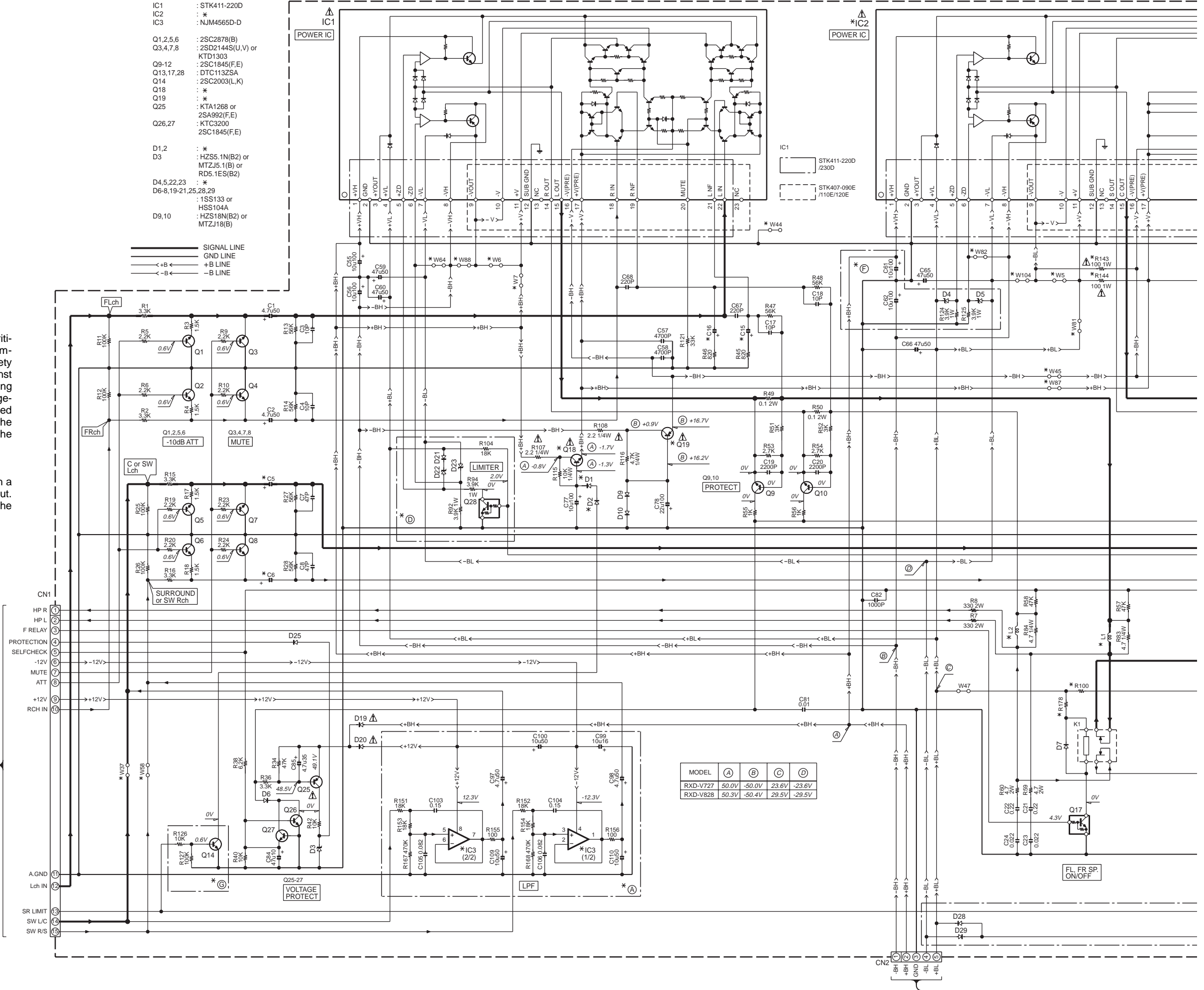
POWER AMPLIFIER UNIT (X07-304X-XX) (A/2) : RXD-V727(M,I,V)/V828(M,I,V)

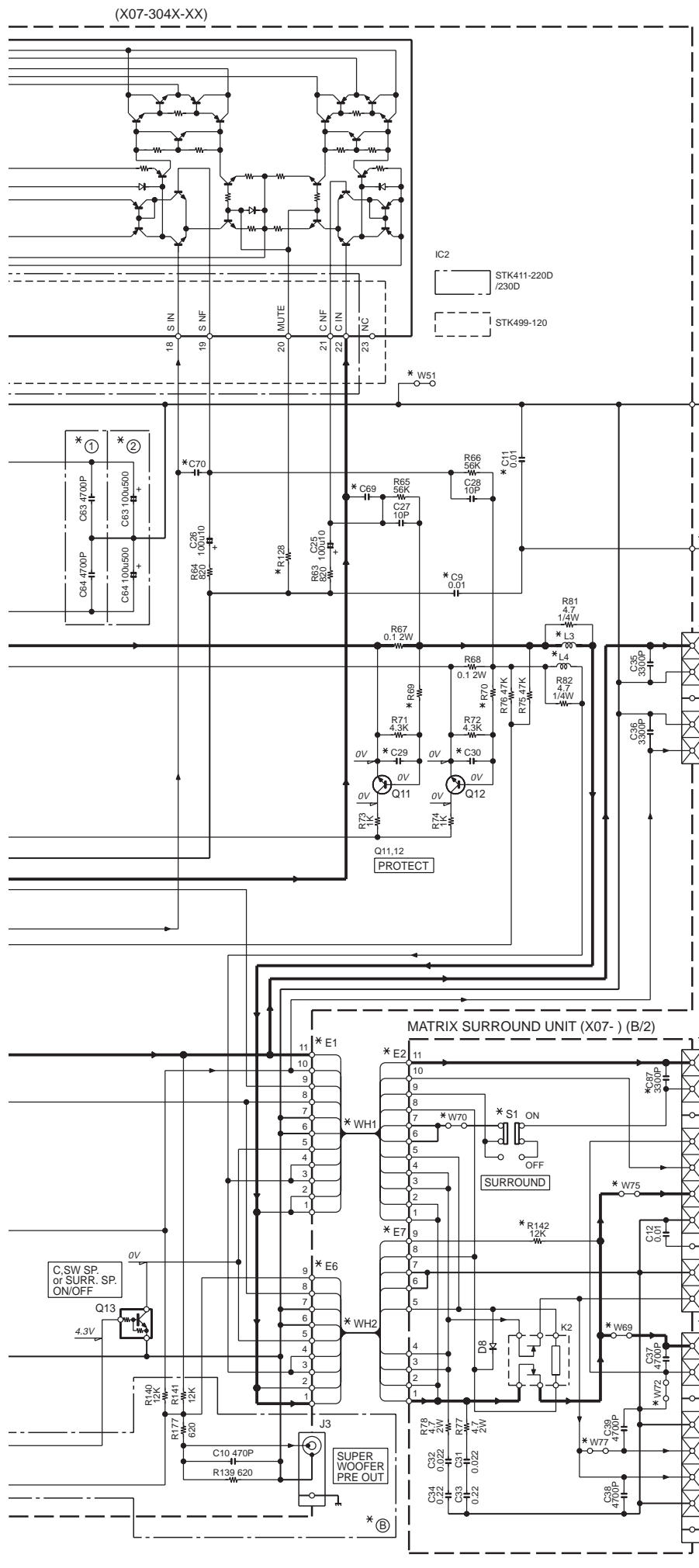
- IC1 : STK411-220D
- IC2 : *
- IC3 : NJM4565D-D
- Q1,2,5,6 : 2SC2878(B)
- Q3,4,7,8 : 2SD2144S(U,V) or KTD1303
- Q9-12 : 2SC1845(F,E)
- Q13,17,28 : DTC113ZSA
- Q14 : 2SC2003(L,K)
- Q18 : *
- Q19 : *
- Q25 : KTA1268 or 2SA992(F,E)
- Q26,27 : KTC3200 or 2SC1845(F,E)
- D1,2 : *
- D3 : HZS5.1N(B2) or MTZJ5.1(B) or RD5.1ES(B2)
- D4,5,22,23 : *
- D6-8,19-21,25,28,29 : 1SS133 or HSS104A
- D9,10 : HZS18N(B2) or MTZJ18(B)

— SIGNAL LINE
 — GND LINE
 — +B LINE
 — -B LINE

CAUTION: For continued safety, replace safety critical components only with manufacturer's recommended parts (refer to parts list). ⚠ indicates safety critical components. For continued protection against risk of fire, replace only with same type and rating fuse(s). To reduce the risk of electric shock, leakage-current or resistance measurements shall be carried out (exposed parts are acceptably insulated from the supply circuit) before the appliance is returned to the customer.

The DC voltage is an actual reading measured with a high impedance type voltmeter with no signal input. The measurement value may vary depending on the measuring instruments used or on the product.





IC1

MODEL	1	2	3	4	5	6	7	8	9	10	11	12	13	14	15	16	17	18	19	20	21	22	23
RXD-652/E/W									-42.7V	-42.7V	42.6V					-41.5V	41.5V			-40.2V			
RXD-852/E/W									-49.6V	-49.6V	49.7V					-34.4V	48.4V			-33.2V			
RXD-A601									-46.3V	-46.3V	46.3V	0V	0V	0V	0V	-45.0V	45.3V	0V	0V	-43.7V	0V	0V	0V
RXD-A701									-53.7V	-53.7V	53.7V					-33.0V	52.7V			-31.8V			

IC2

MODEL	1	2	3	4	5	6	7	8	9	10	11	12	13	14	15	16	17	18	19	20	21	22	23
RXD-652/E/W									-23.0V	-23.0V	22.9V					-21.8V	21.9V			-20.5V			
RXD-852/E/W									-25.7V	-25.7V	25.7V	0V	0V	0V	0V	-24.5V	24.6V			-22.8V	0V	0V	0V
RXD-A601									-24.6V	-24.6V	24.5V					-23.4V	23.5V			-22.2V			
RXD-A701									-24.7V	-24.7V	24.6V												

2SA1286-T11
2SA1534A
2SA954
2SA992
2SC1845
2SC2003
2SC2878

2SC3246
2SC3940A
2SD863

2SB1624
2SB1624A
2SD2493
2SD2493A

2SA1175
2SC2785

IC1

MODEL	1	2	3	4	5	6	7	8	9	10	11	12	13	14	15	16	17	18	19	20	21	22	23
RXD-702/E/W																							
RXD-752/E/W	50.3V	0V	24.4V	25.0V	18.3V	-18.4V	-25.1V	-50.3V	-24.5V	-24.5V	-24.5V	0V	0V	0V	0V	-34.2V	48.7V	0V	0V	-32.9V	0V	0V	0V
RXD-A81	63.8V		35.5V	36.1V	27.5V	-28.2V	-36.2V	-63.9V	-35.7V	-35.7V	-35.7V					-39.8V	33.0V			-38.6V			

IC2

MODEL	1	2	3	4	5	6	7	8	9	10	11	12	13	14	15	16	17	18	19	20	21	22	23
RXD-702/E/W																							
RXD-752/E/W	50.3V	0V	24.4V	25.0V	18.3V	-18.4V	-25.1V	-50.3V	-24.5V	-24.5V	-24.5V	0V	0V	0V	0V	-34.2V	48.7V	0V	0V	-32.9V	0V	0V	0V
RXD-A81	63.8V		35.5V	36.1V	27.5V	-28.1V	-36.2V	-63.9V	-35.7V	-35.7V	-35.7V					-39.8V	33.0V			-38.6V			

DTA113ZSA
DTA124ESA
DTA143TSA
DTC124ESA
DTC143TSA
UN4116

2SA1048
2SC2458

UN5119
UN5219

2SB1370

UN4212
UN4216
2SC3311A

KTA1268
KTC3200
KTD1303

2SC3245A

2SB1412F5

RXD-V727 (X07-30XX-XX)

DESTINATION	COUNTRY	ABB	UNIT No.	Ⓐ	Ⓑ	Ⓒ	Ⓓ	Ⓔ	Ⓕ	Ⓖ	Ⓗ	Ⓙ	Ⓚ	Ⓛ	Ⓜ	Ⓝ	Ⓒ	Ⓒ	Ⓒ	Ⓒ	Ⓒ	Ⓒ	Ⓒ	Ⓒ	
GENERAL MARKET	M		40-22																						
MALAYSIA	I			YES	NO	10u50	NO	4.7u35	0.01	YES	220P	NO	HZS6.8N(B2) or MTZJ6.8(B) or RD6.8ES(B2)	YES	NO	YES	NO	NO	NO	NO	NO	3uH			
SHANGHAI	V		82-11																						

DESTINATION	COUNTRY	ABB	Q18	Q19	R69/70	R100/178	R128	R142-144	S1	W5,6,45,70,75,87	W7,37,44,51,58,64,69,72,77,81,82,88,104	WH1	WH2	IC1	IC2	P2	①	②	
GENERAL MARKET	M		2SC3245A(F)	2SB1370	3K	472W	33K	NO	YES	YES	NO	YES	NO	STK411-220D	STK411-220D	NO	YES	NO	
MALAYSIA	I																		
SHANGHAI	V																		

RXD-V828 (X07-30XX-XX)

DESTINATION	COUNTRY	ABB	UNIT No.	Ⓐ	Ⓑ	Ⓒ	Ⓓ	Ⓔ	Ⓕ	Ⓖ	Ⓗ	Ⓙ	Ⓚ	Ⓛ	Ⓜ	Ⓝ	Ⓒ	Ⓒ	Ⓒ	Ⓒ	Ⓒ	Ⓒ	Ⓒ	Ⓒ	
GENERAL MARKET	M		40-21	NO	YES	4.7u50	YES	10u16	2200P	NO	330P	HZS13N(B2) or MTZJ13(B) or RD13ES(B2)	HZS16N(B2) or MTZJ16(B) or RD16ES(B2)	NO	NO	YES	NO	YES	NO	YES	NO	1.25uH			
MALAYSIA	I																								
SHANGHAI	V		82-10																						

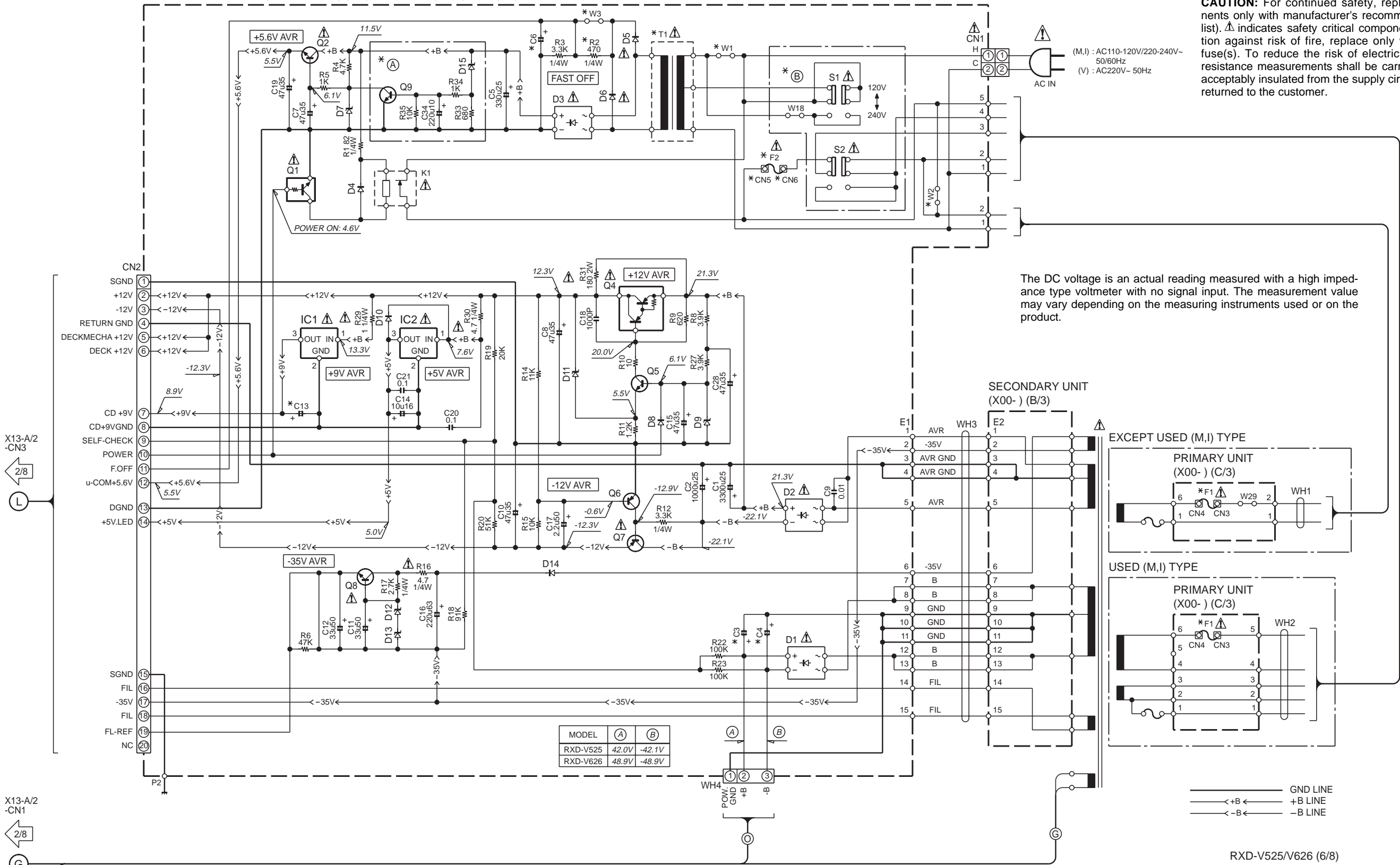
DESTINATION	COUNTRY	ABB	Q18	Q19	R69/70	R100/178	R128	R142-144	S1	W5,6,45,70,75,87	W7,37,44,51,58,64,69,72,77,81,82,88,104	WH1	WH2	IC1	IC2	P2	①	②	
GENERAL MARKET	M		2SD2525	2SB1640	620	2202W	20K	YES	NO	NO	YES	NO	YES	STK407-120E	STK499-120	YES	NO	YES	
MALAYSIA	I																		
SHANGHAI	V																		

TA8409S
BA3126N
HA12219NT
NJM4565M
NJM4565MD
TA7805SB
DAN202U
DAP202U
MA142WA
MA142WK
UN5212

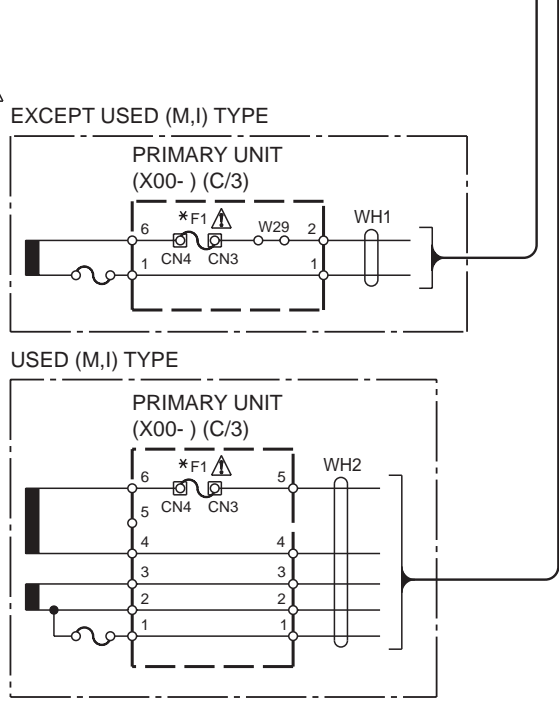
1SS301
CXD2718Q
M62492FP
SI-3050J
M66004SP
NJM4565L
BU2090F
S-80840ANY
BA5979S

POWER SUPPLY UNIT (X00-29XX-XX) (A/3) : RXD-V525(M,I,V)/V626(M,I)

CAUTION: For continued safety, replace safety critical components only with manufacturer's recommended parts (refer to parts list). Δ indicates safety critical components. For continued protection against risk of fire, replace only with same type and rating fuse(s). To reduce the risk of electric shock, leakage-current or resistance measurements shall be carried out (exposed parts are acceptably insulated from the supply circuit) before the appliance is returned to the customer.



The DC voltage is an actual reading measured with a high impedance type voltmeter with no signal input. The measurement value may vary depending on the measuring instruments used or on the product.



— GND LINE
 — +B LINE
 — -B LINE

RXD-V525/V626 (6/8)

MODEL	(A)	(B)
RXD-V525	42.0V	-42.1V
RXD-V626	48.9V	-48.9V

DESTINATION		UNIT No.	(A)	(B)	R2	C3,4	C6	C13	W1-3	CN5,6	F1,2	T1	D1
COUNTRY	ABB.												
GENERAL MARKET	M	30-24	YES	YES		3300uF50	2.2u50	10u50	NO	YES	T1.25A L 250V	L07-2657-05	D4SBL20UF03
MALAYSIA	I					1u50	10u16	YES	NO		L07-2661-05		D3SBA20F03
SHANGHAI	V	72-10	NO	NO									

DESTINATION		UNIT No.	(A)	(B)	R2	C3,4	C6	C13	W1-3	CN5,6	F1,2	T1	D1
COUNTRY	ABB.												
GENERAL MARKET	M	0-23	YES	YES		3300uF63	2.2u50	10u50	NO	YES	T2A L 250V	L07-2657-05	D4SBL20UF03
MALAYSIA	I												

- IC1 : TA7809SB
- IC2 : TA7805SB
- Q1 : UN4216 or DTC143TSA
- Q2 : KTC3205 or 2SD863(E,F) or 2SC3940A(R,S)
- Q4 : 2SB1659 * 2
- Q5,9 : 2SC2785(F,E) or 2SC2458(Y,GR) or KTC3199(Y,GR)
- Q6 : 2SA1175(F,E) or 2SA1048(Y,GR) or KTA1267(Y,GR)
- Q7 : 2SA1534A(R,S)
- Q8 : 2SC3940A(R,S) or 2SD863(E,F)
- D1 : *
- D2 : D2SBA20F03
- D3 : S1ZB20(4101)
- D4-6,8,10 : 1SS133 or HSS104A
- D7 : HZS6C2L
- D9 : MTZJ6.2(B) or RD6.2ES(B2) or HZS6.2N(B2)
- D11 : MTZJ6.8(B) or RD6.8ES(B2) or HZS6.8N(B2)
- D12,13 : MTZJ20(B) or RD20ES(B2) or HZS20N(B2)
- D14 : S5688B
- D15 : MTZJ16(B) or HZS16N(B2)

Y39-3270-21

RXD-V525/V626/V727/V828

KENWOOD

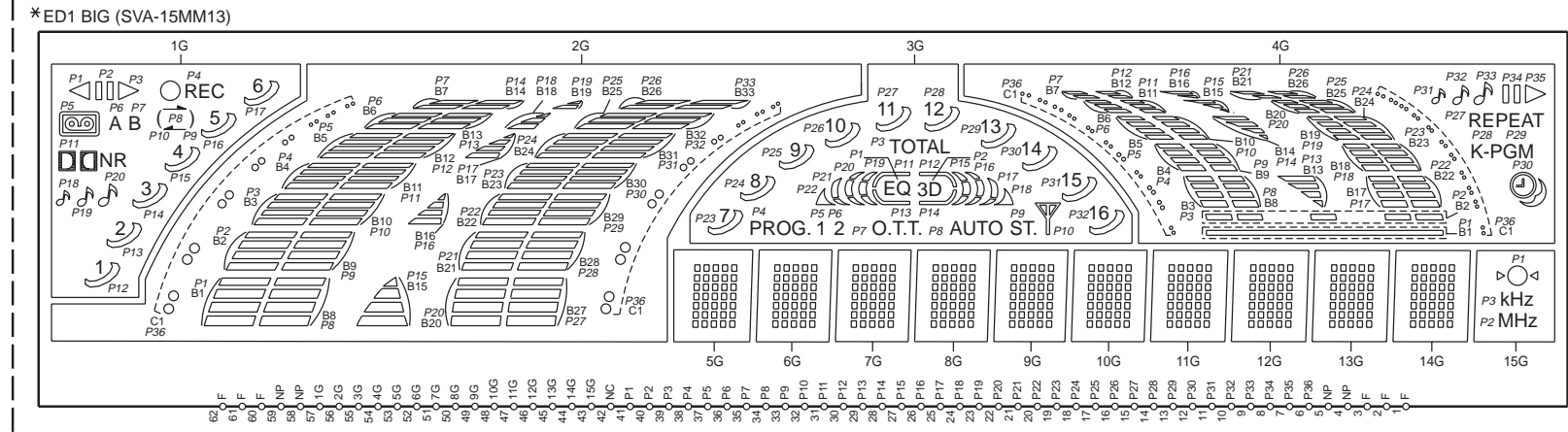
X13-A/2 -CN3
 2/8

X13-A/2 -CN1
 2/8

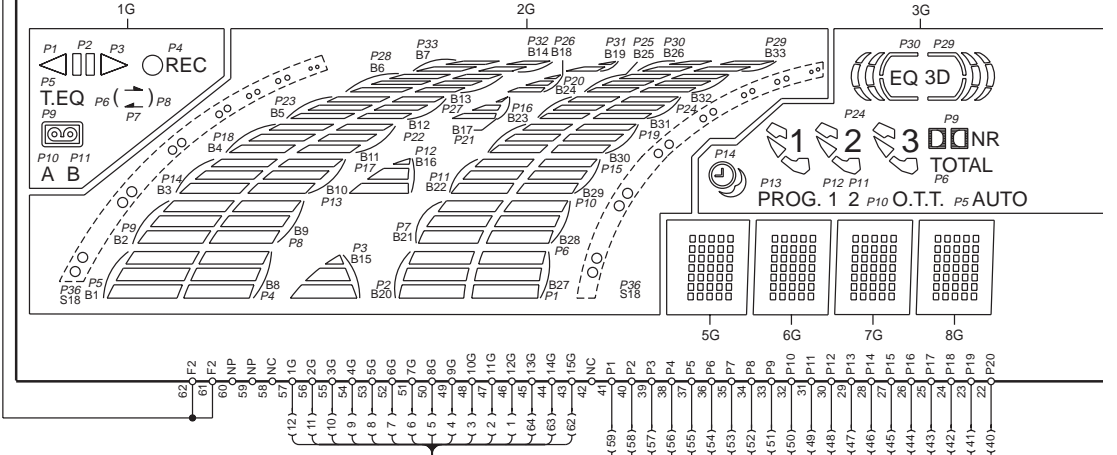
X07-A/2 -CN2
 4/8

X13-A2
-E7
2/8
E
X13-A2
-CN5
2/8
N

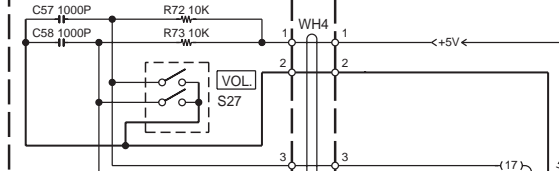
DISPLAY UNIT (X14-704X-XX) (A/6)



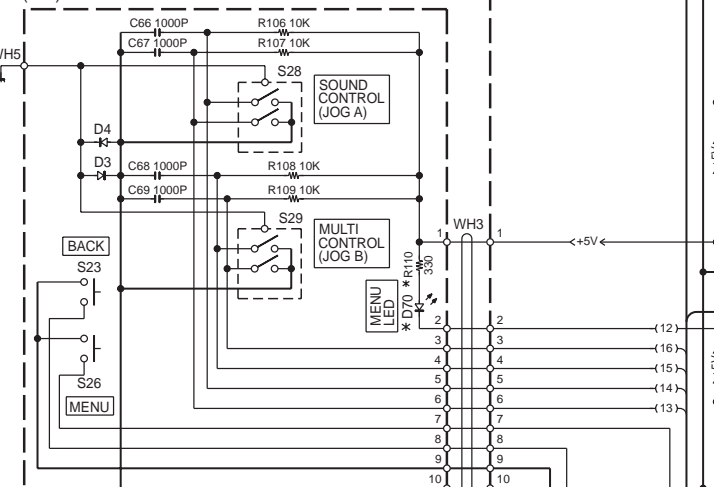
*ED1 SMALL (BJ665GK)



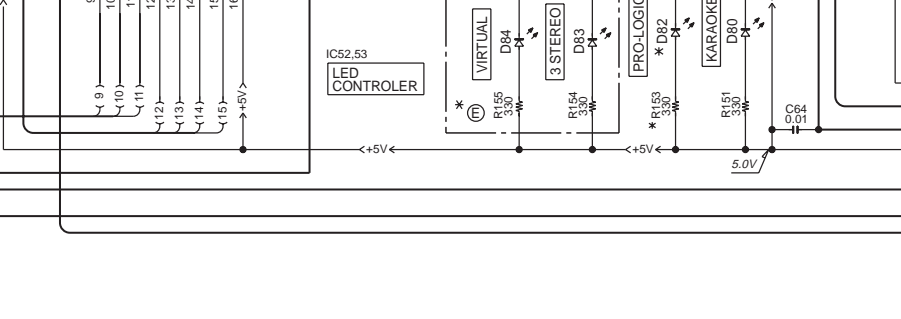
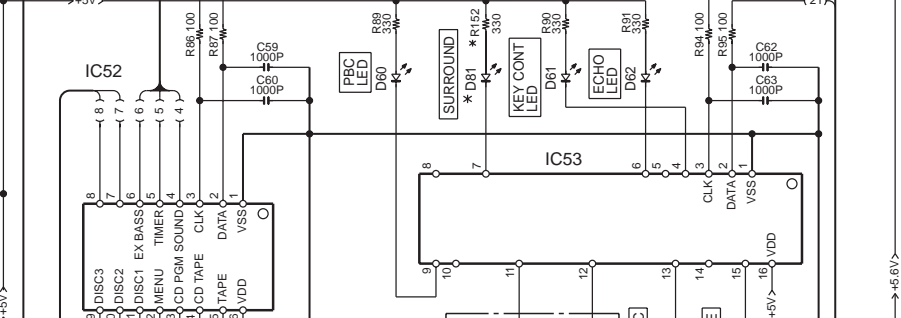
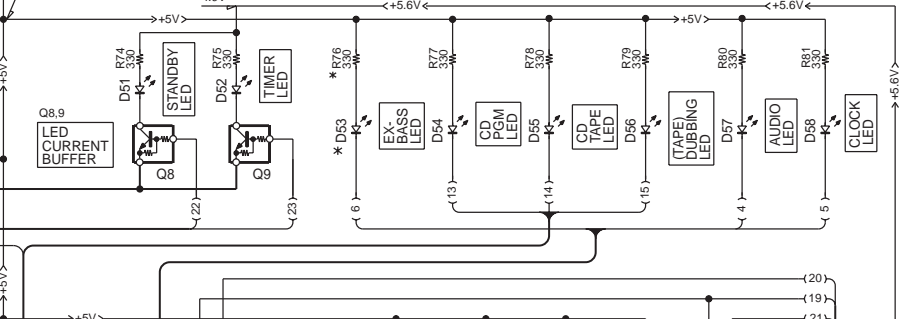
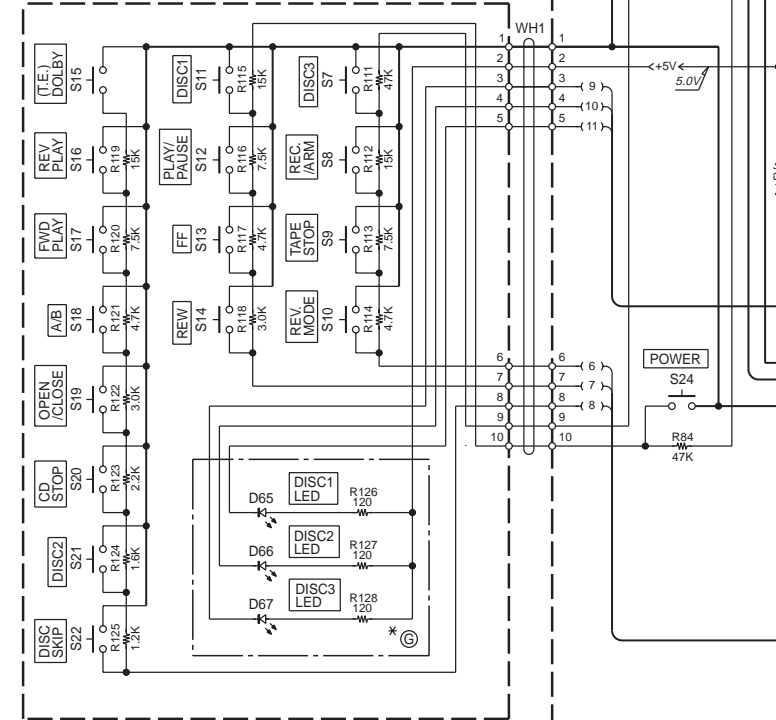
(X14-) (B/6)





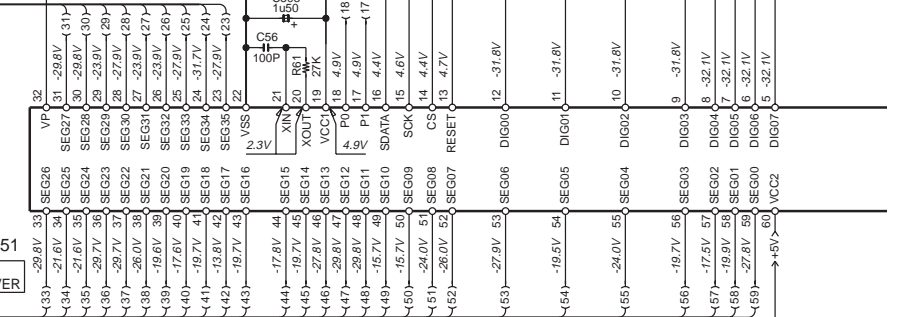
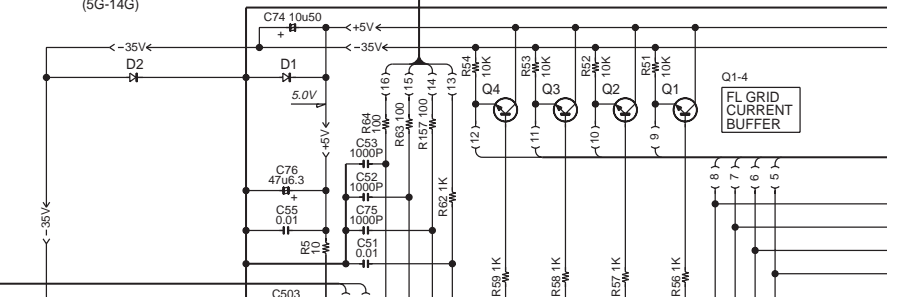
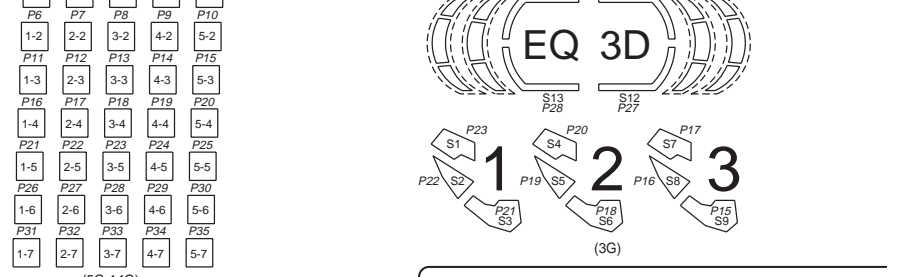
(X14-) (C/6)

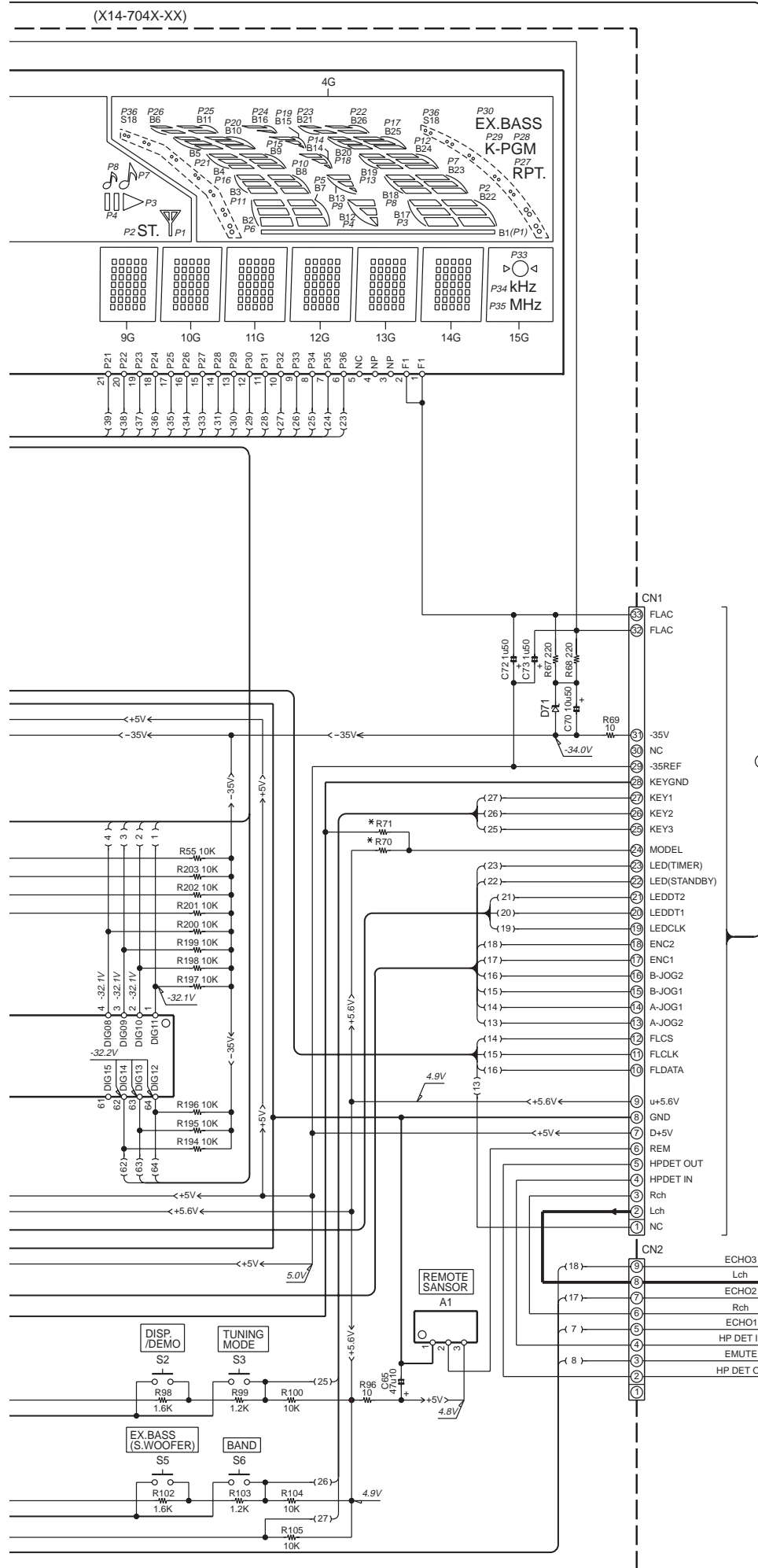


(X14-) (D/6)



(X14-) (E/6)





RXD-V525 (X14-704X-XX)

DESTINATION	COUNTRY	ABB.	UNIT No.	Ⓔ	Ⓒ	D53, 70, 81, 82	R70	R71	R76, 110, 152, 153	ED1	
GENERAL MARKET	M		0-23			NO	NO	NO	10K	NO	SMALL
MALAYSIA	I					NO	NO	NO	10K	NO	SMALL
SHANGHAI	V		2-12			NO	NO	NO	10K	NO	SMALL

RXD-V727 (X14-704X-XX)

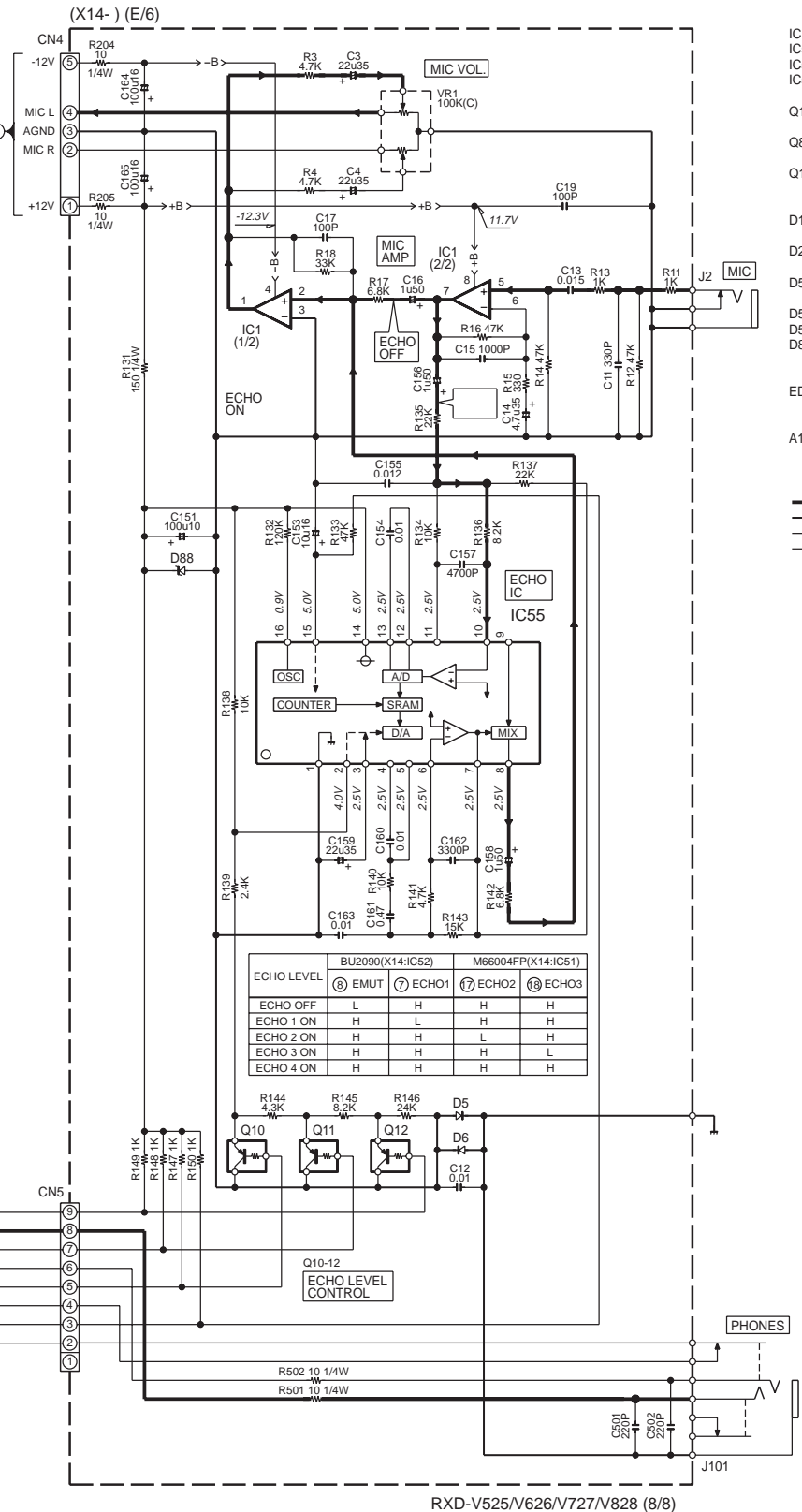
DESTINATION	COUNTRY	ABB.	UNIT No.	Ⓔ	Ⓒ	D53, 70, 81, 82	R70	R71	R76, 110, 152, 153	ED1				
GENERAL MARKET	M		0-21			NO	YES	YES	NO	10K	18K	YES	NO	BIG
MALAYSIA	I					NO	YES	YES	NO	10K	18K	YES	NO	BIG
SHANGHAI	V		2-11			NO	YES	YES	NO	10K	18K	YES	NO	BIG

RXD-V626 (X14-7040-22)

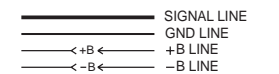
DESTINATION	COUNTRY	ABB.	UNIT No.	Ⓔ	Ⓒ	D53, 70, 81, 82	R70	R71	R76, 110, 152, 153	ED1				
GENERAL MARKET	M		0-22			NO	YES	YES	NO	18K	10K	YES	NO	BIG
MALAYSIA	I					NO	YES	YES	NO	18K	10K	YES	NO	BIG

RXD-V828 (X14-704X-XX)

DESTINATION	COUNTRY	ABB.	UNIT No.	Ⓔ	Ⓒ	D53, 70, 81, 82	R70	R71	R76, 110, 152, 153	ED1	
GENERAL MARKET	M		0-20			YES	YES	10K	NO	YES	BIG
MALAYSIA	I					YES	YES	10K	NO	YES	BIG
SHANGHAI	V		2-10			YES	YES	10K	NO	YES	BIG



- IC1 : NJM4565D-D
- IC51 : M66004SP
- IC52,53 : BU2090
- IC55 : M65855FP
- Q1-4 : KTC3199(Y,GR) or 2SC2785(F,E)
- Q8,9 : DTC124ESA or UN4212
- Q10-12 : DTA143TSA or UN4116
- D1,71 : MTZJ6.2(B) or HZS6.2N(B2)
- D2-6 : HSS104A or 1S5133
- D51,52,60-62,82-84 : B30-2546-05
- D53,65-67,70 : B30-2548-05
- D54-58,80,81 : B30-2547-05
- D88 : MTZJ4.7(B) or HZS4.7N(B2)
- ED1 : SVA-15MM13 (BIG)
- : BJ665GK (SMALL)
- A1 : W02-2561-05



CAUTION: For continued safety, replace safety critical components only with manufacturer's recommended parts (refer to parts list). Δ indicates safety critical components. For continued protection against risk of fire, replace only with same type and rating fuse(s). To reduce the risk of electric shock, leakage-current or resistance measurements shall be carried out (exposed parts are acceptably insulated from the supply circuit) before the appliance is returned to the customer.

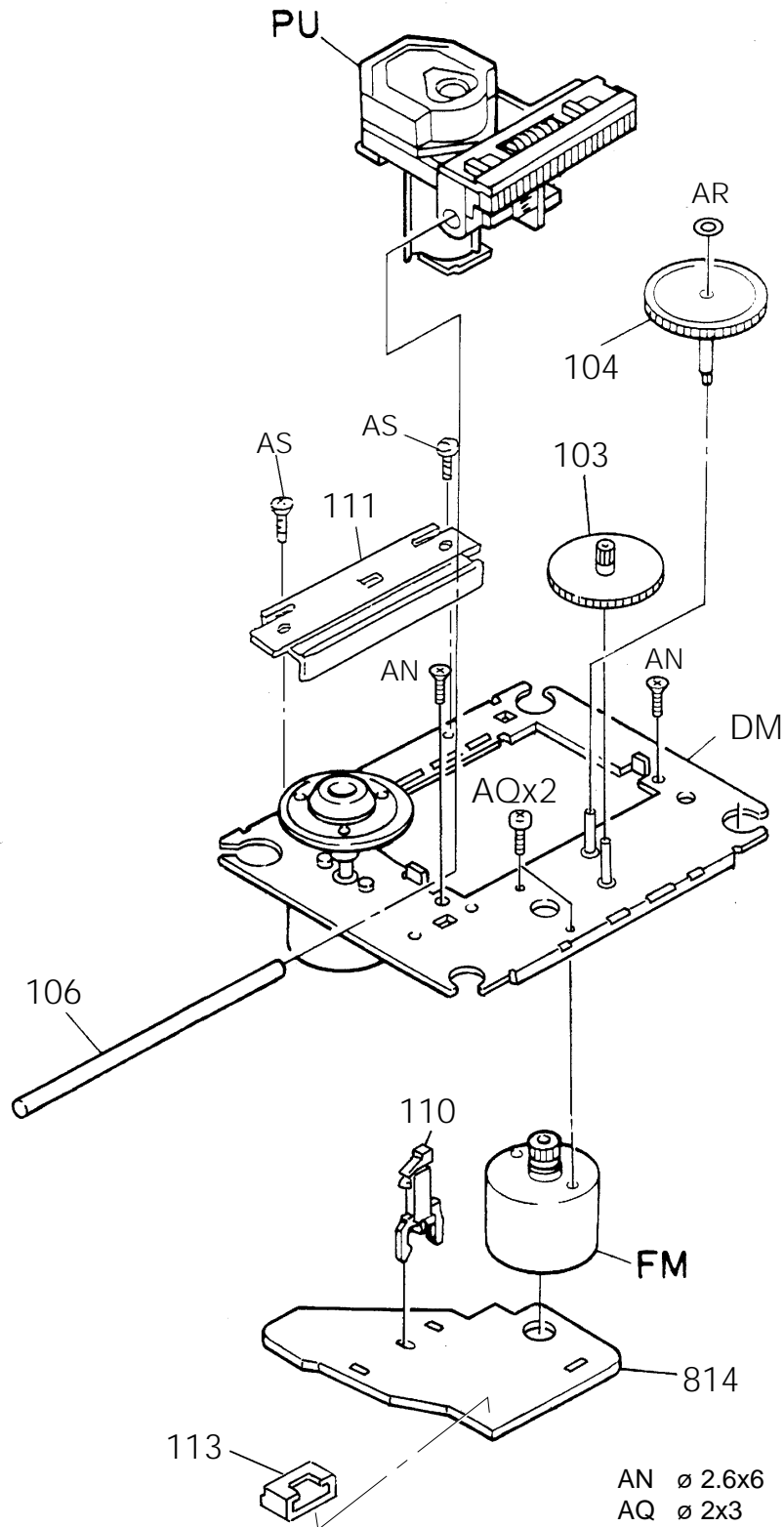
The DC voltage is an actual reading measured with a high impedance type voltmeter with no signal input. The measurement value may vary depending on the measuring instruments used or on the product.

RXD-V525/V626/V727/V828

Y39-3270-21

KENWOOD

EXPLODED VIEW (CD MECHANISM)

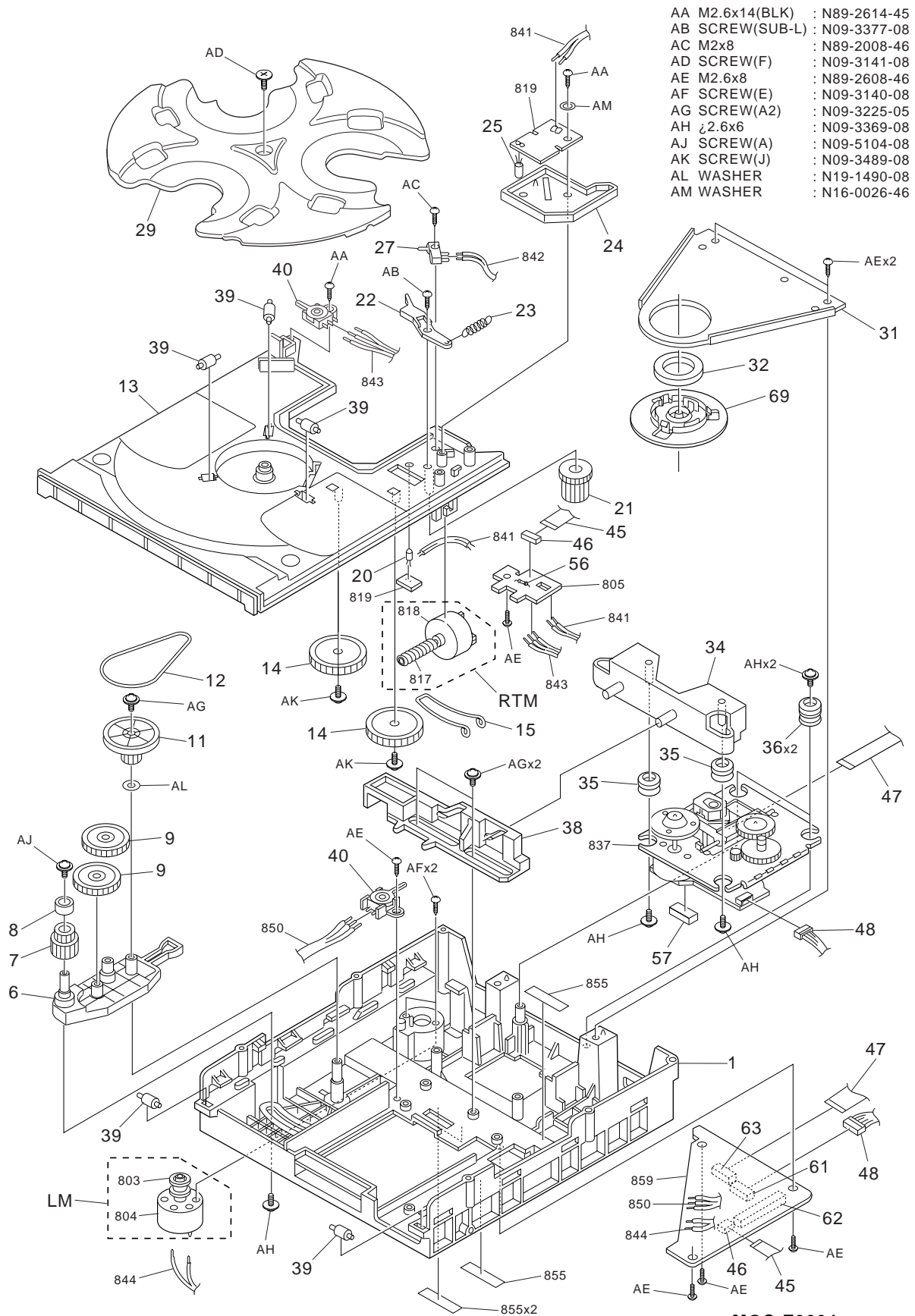


AN \varnothing 2.6x6	: N32-2606-46
AQ \varnothing 2x3	: N30-2003-46
AR WASHER	: N19-1435-05
AS \varnothing 2x5	: N86-2005-46

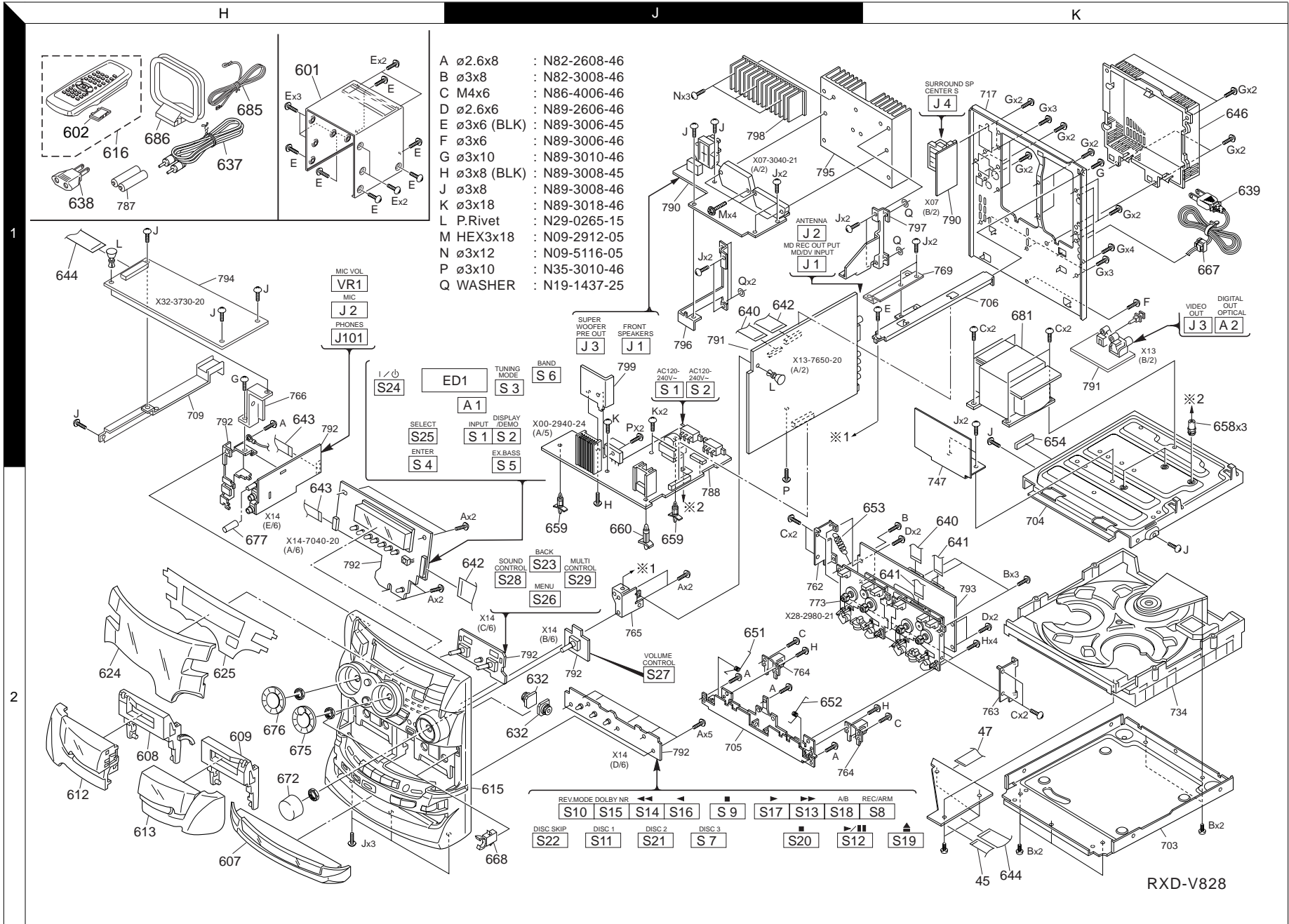
KCTB1H

RXD-V525/V626/V727/V828

EXPLODED VIEW (CD MECHANISM)



EXPLODED VIEW (UNIT)



Parts with exploded numbers larger than 700 are not supplied.

RXD-V828

* New Parts
 Parts without **Parts No.** are not supplied.
 Les articles non mentionnés dans le **Parts No.** ne sont pas fournis.
 Teile ohne **Parts No.** werden nicht geliefert.

1

Ref. No	Add-ress	New Parts	Parts No.	Description	Desti-nation	Re-marks
RXD-V525/V626						
601	1H		A01-3656-01	METALLIC CABINET		
602	1H		A09-0399-08	CABINET		
607	2H	*	A29-1067-03	PANEL ASSY (CD)		
608	2H		A53-2084-02	CASSETTE HOLDER (L)		
609	2H		A53-2085-02	CASSETTE HOLDER (R)		
612	2H		A53-2111-02	CASSETTE LID ASSY (L)	MI	6
612	2H		A53-2113-02	CASSETTE LID ASSY (L)	MIV	5
613	2H		A53-2112-02	CASSETTE LID ASSY (R)	MI	6
613	2H		A53-2114-02	CASSETTE LID ASSY (R)	MIV	5
615	2J	*	A60-1698-01	PANEL ASSY	MI	6
615	2J	*	A60-1699-01	PANEL ASSY	MIV	5
616	1H	*	A70-1304-05	REMOTE CONTROL ASSY (RC-V626)		
624	1H	*	B10-3520-02	FRONT GLASS	MI	6
624	1H	*	B10-3521-02	FRONT GLASS	MI	5
624	1H	*	B10-3533-02	FRONT GLASS	V	5
625	1H	*	B11-0395-03	COLOR FILTER	MI	6
625	1H	*	B11-0396-03	COLOR FILTER	MIV	5
-		*	B46-0344-03	WARRANTY CARD	V	5
-			B58-1537-13	CAUTION CARD	V	
-			B58-1569-04	CAUTION CARD		
-			B58-1643-04	CAUTION CARD		
-		*	B60-4427-00	INSTRUCTION MANUAL (TC)	MI	
-		*	B60-4428-00	INSTRUCTION MANUAL (EN)	MI	
-		*	B60-4429-00	INSTRUCTION MANUAL(SC)	V	
632	2J		D39-0334-15	DAMPER		
637	1H		E30-1427-05	AUDIO CORD		
638	1H		E03-0115-05	AC PLUG ADAPTER	MI	
639	1K		E30-2592-15	AC POWER CORD	MI	
639	1K		E30-2824-15	AC POWER CORD	V	5
640	1J,1K		E35-2256-05	FLAT CABLE (21P)		
641	2K		E35-2294-05	FLAT CABLE (17P)		
642	1J,2J		E35-2380-05	FLAT CABLE (33P)		
643	1H,2H	*	E35-2432-05	FLAT CABLE (9P)		
644	1H,2K	*	E35-2413-15	FLAT CABLE (33P)		
646	1K		F07-1655-02	COVER (BACK)		
651	2J		G01-4094-04	TORSION COIL SPRING		
652	2J		G01-4095-04	TORSION COIL SPRING		
653	2K		G01-4141-04	EXTENSION SPRING		
654	1K		G11-2470-04	CUSHION		
-			G10-0452-04	NON-WOVEN FABRIC		
-			G10-0461-04	NON-WOVEN FABRIC		
-			G11-2711-04	CUSHION		
-		*	H10-7533-12	POLYSTYRENE FOAMED FIXTURE (R)		
-		*	H10-7644-02	POLYSTYRENE FOAMED FIXTURE (L)		
-		*	H21-0373-03	PROTECTION SHEET		
-		*	H25-1642-04	PROTECTION BAG		
-		*	H25-1654-04	PROTECTION BAG		
-		*	H50-3511-04	ITEM CARTON CASE	MI	6
-		*	H50-3512-04	ITEM CARTON CASE	MI	5
-		*	H50-3516-04	ITEM CARTON CASE	V	5
658	1K		J19-3751-04	UNIT HOLDER		
659	2J		J19-5911-05	UNIT HOLDER		

L : Scandinavia K : USA P : Canada R : Mexico C : China I : Malaysia
 Y : PX(Far East,Hawaii) T : England E : Europe G : Germany V : China(Shanghai)
 Y : AAFES(Europe) X : Australia Q : Russia H : Korea M : Other Areas Δ indicates safety critical components.

* New Parts
 Parts without **Parts No.** are not supplied.
 Les articles non mentionnés dans le **Parts No.** ne sont pas fournis.
 Teile ohne **Parts No.** werden nicht geliefert.

2

Ref. No	Add-ress	New Parts	Parts No.	Description	Desti-nation	Re-marks
667	1K		J42-0083-05	POWER CORD BUSHING		
668	2J		J52-0039-05	PUSH LATCH		
-			J61-0307-05	WIRE BAND		
672	2H		K29-7466-04	KNOB (MAIN VOLUME)		
675	2H		K29-7470-14	KNOB (MULTI)		
676	2H		K29-7471-14	KNOB (SOUND)		
677	2H	*	K29-7547-04	KNOB (MIC)		
681	1K	*	L07-2745-05	POWER TRANSFORMER	MI	6
681	1K	*	L07-2746-05	POWER TRANSFORMER	MI	5
681	1K	*	L07-2770-05	POWER TRANSFORMER	V	5
685	1H		T90-0836-05	LEAD WIRE ANTENNA		
686	1H		T90-0837-05	LOOP ANTENNA		
RXD-V727/V828						
601	1H		A01-3656-01	METALLIC CABINET		
602	1H		A09-0399-08	CABINET		
607	2H	*	A29-1067-03	PANEL ASSY (CD)		
608	2H		A53-2084-02	CASSETTE HOLDER (L)		
609	2H		A53-2085-02	CASSETTE HOLDER (R)		
612	2H		A53-2111-02	CASSETTE LID ASSY (L)		
613	2H		A53-2112-02	CASSETTE LID ASSY (R)	MIV	8
615	2J	*	A60-1698-01	PANEL ASSY	MIV	7
615	2J	*	A60-1700-01	PANEL ASSY	MIV	8
616	1H	*	A70-1302-05	REMOTE CONTROL ASSY (RC-V828)		
616	1H	*	A70-1303-05	REMOTE CONTROL ASSY (RC-V727)	MIV	7
624	2H	*	B10-3522-02	FRONT GLASS	MI	8
624	2H	*	B10-3523-02	FRONT GLASS	MI	7
624	2H	*	B10-3531-02	FRONT GLASS	V	8
624	2H	*	B10-3532-02	FRONT GLASS	V	7
625	2H	*	B11-0395-03	COLOR FILTER	MIV	7
625	2H	*	B11-0397-03	COLOR FILTER	MIV	8
-		*	B46-0344-03	WARRANTY CARD	V	
-			B58-1537-13	CAUTION CARD	V	
-			B58-1569-04	CAUTION CARD	V	
-			B58-1643-04	CAUTION CARD		
-			B58-1643-04	CAUTION CARD		
-		*	B60-4427-00	INSTRUCTION MANUAL (TC)	MI	
-		*	B60-4428-00	INSTRUCTION MANUAL (EN)	MI	
-		*	B60-4429-00	INSTRUCTION MANUAL(SC)	V	
632	2J		D39-0334-15	DAMPER		
637	1H		E30-1427-05	AUDIO CORD		
638	1H		E03-0115-05	AC PLUG ADAPTER	MI	
639	1K		E30-2592-15	AC POWER CORD	MI	
639	1K		E30-2824-15	AC POWER CORD	V	
640	1J,2K		E35-2256-05	FLAT CABLE (21P)		
641	2K		E35-2294-05	FLAT CABLE (17P)		
642	1J,2J		E35-2380-05	FLAT CABLE (33P)		
643	1H,2H	*	E35-2432-05	FLAT CABLE (9P)		
644	1H	*	E35-2413-15	FLAT CABLE (33P)		
646	1K		F07-1660-01	COVER (BACK)		
651	2J		G01-4094-04	TORSION COIL SPRING (A)		
652	2J		G01-4095-04	TORSION COIL SPRING (B)		
653	2K		G01-4141-04	EXTENSION SPRING		
654	1K		G11-2470-04	CUSHION		
-			G10-0452-04	NON-WOVEN FABRIC		

L : Scandinavia K : USA P : Canada R : Mexico C : China I : Malaysia
 Y : PX(Far East,Hawaii) T : England E : Europe G : Germany V : China(Shanghai)
 Y : AAFES(Europe) X : Australia Q : Russia H : Korea M : Other Areas Δ indicates safety critical components.

PARTS LIST

RXD-V525/V626/V727/V828

* New Parts

Parts without **Parts No.** are not supplied.
 Les articles non mentionnés dans le **Parts No.** ne sont pas fournis.
 Teile ohne **Parts No.** werden nicht geliefert.

③

Ref. No	Add-ress	New Parts	Parts No.	Description	Desti-nation	Re-marks
-			G10-0461-04 G11-2711-04	NON-WOVEN FABRIC CUSHION		
-			H10-7567-02 H10-7645-02 * H21-0373-03 * H25-1642-04 * H25-1654-04	POLYSTYRENE FOAMED FIXTURE (R) POLYSTYRENE FOAMED FIXTURE (L) PROTECTION SHEET PROTECTION BAG PROTECTION BAG		
-			* H50-3514-04 * H50-3515-04 * H50-3517-04 * H50-3518-04	ITEM CARTON CASE ITEM CARTON CASE ITEM CARTON CASE ITEM CARTON CASE	V V MI MI	8 7 8 7
658	1K		J19-3751-04	UNIT HOLDER		
659	2J		J19-5911-05	UNIT HOLDER		
660	2J		J19-5914-05	UNIT HOLDER		
667	1K		J42-0083-05	POWER CORD BUSHING		
668	2J		J52-0039-05	PUSH LATCH		
-			J61-0307-05	WIRE BAND		
672	2H		K29-7466-04	KNOB (MAIN VOLUME)		
675	2H		K29-7470-14	KNOB (MULTI)		
676	2H		K29-7471-14	KNOB (SOUND)		
677	2H	*	K29-7547-04	KNOB (MIC)		
681	1K	*	L07-2743-05	POWER TRANSFORMER	MI	8
681	1K	*	L07-2744-05	POWER TRANSFORMER	MI	7
681	1K	*	L07-2768-05	POWER TRANSFORMER	V	8
681	1K	*	L07-2769-05	POWER TRANSFORMER	V	7
685	1H		T90-0836-05	LEAD WIRE ANTENNA		
686	1H		T90-0837-05	LOOP ANTENNA		
POWER SUPPLY UNIT (X00-29XX-XX): RXD-V525/V626						
C1			CE04KW1E332M	ELECTRO	3300UF	25WV
C2			CE04KW1E102M	ELECTRO	1000UF	25WV
C3 ,4			C90-3836-05	ELECTRO	3300UF	63WV
C3 ,4			C90-3838-05	ELECTRO	3300UF	50WV
C5			CE04KW1E331M	ELECTRO	330UF	25WV
C6			CE04KW1H010M	ELECTRO	1.0UF	50WV
C6			CE04KW1H2R2M	ELECTRO	2.2UF	50WV
C7 ,8			CE04KW1V470M	ELECTRO	47UF	35WV
C9			CK45FF1H103Z	CERAMIC	0.010UF	Z
C10			CE04KW1V470M	ELECTRO	47UF	35WV
C11 ,12			CE04KW1H330M	ELECTRO	33UF	50WV
C13			CE04KW1C100M	ELECTRO	10UF	16WV
C13			CE04KW1H100M	ELECTRO	10UF	50WV
C14			CE04KW1C100M	ELECTRO	10UF	16WV
C15			CE04KW1V470M	ELECTRO	47UF	35WV
C16			CE04KW1J221M	ELECTRO	220UF	63WV
C17			CE04KW1H2R2M	ELECTRO	2.2UF	50WV
C18			CK45FB1H102K	CERAMIC	1000PF	K
C19			CE04KW1V470M	ELECTRO	47UF	35WV
C20 ,21			CQ93FMG1H104J	MYLAR	0.10UF	J
C28			CE04KW1V470M	ELECTRO	47UF	35WV
C34			CE04KW1A221M	ELECTRO	220UF	10WV
CN1			E40-4245-05	PIN ASSY		
CN2			E40-8321-05	SOCKET FOR PIN ASSY		

L : Scandinavia K : USA P : Canada R : Mexico C : China I : Malaysia

Y : PX(Far East,Hawaii) T : England E : Europe G : Germany V : China(Shanghai)

Y : AAFES(Europe) X : Australia Q : Russia H : Korea M : Other Areas ⚠ indicates safety critical components .

* New Parts

Parts without **Parts No.** are not supplied.
 Les articles non mentionnés dans le **Parts No.** ne sont pas fournis.
 Teile ohne **Parts No.** werden nicht geliefert.

④

Ref. No	Add-ress	New Parts	Parts No.	Description	Desti-nation	Re-marks
⚠ F1			F50-0097-05	FUSE (5X20)	V	5
⚠ F1 ,2			F05-1222-05	FUSE (SEMKO) (250V T1.25A L)	MI	5
⚠ F1 ,2			F06-2021-05	FUSE (SEMKO) (250V T2AL)	MI	6
CN3 ,4			J13-0075-05	FUSE CLIP		
CN5 ,6			J13-0075-05	FUSE CLIP	MI	
⚠ T1			L07-2657-05	POWER TRANSFORMER	MI	
⚠ T1			L07-2661-05	POWER TRANSFORMER	V	5
R1			RD14NB2E820J	RD 82 J 1/4W		
R2			RD14NB2E471J	RD 470 J 1/4W	MI	
R3			RD14NB2E332J	RD 3.3K J 1/4W		
R12			RD14NB2E332J	RD 3.3K J 1/4W		
⚠ R16			RD14NB2E4R7J	RD 4.7 J 1/4W		
R17			RD14NB2E272J	RD 2.7K J 1/4W		
⚠ R29			RD14NB2E1R0J	RD 1.0 J 1/4W		
⚠ R30			RD14NB2E4R7J	RD 4.7 J 1/4W		
⚠ R31			RS14KB3D181J	FL-PROOF RS 180 J 2W		
⚠ K1			S76-0090-05	MAGNETIC RELAY		
⚠ K1			S76-0091-05	MAGNETIC RELAY		
⚠ S1 ,2			S62-0001-05	SLIDE SWITCH	MI	
⚠ D1			D3SBA20UF03	DIODE	V	5
⚠ D1			D4SBL20UF03	DIODE	MI	
⚠ D2			D2SBA20F03	DIODE		
⚠ D3			S1ZB20(4101)	DIODE		
⚠ D4 -6			HSS104A	DIODE		
⚠ D4 -6			1SS133	DIODE		
D7			HZS6C2L	ZENER DIODE		
D8			HSS104A	DIODE		
D8			1SS133	DIODE		
D9			HZS6.2N(B2)	ZENER DIODE	MI	
D9			MTZJ6.2(B)	ZENER DIODE		
D9			RD6.2ES(B2)	ZENER DIODE	V	5
D10			HSS104A	DIODE		
D10			1SS133	DIODE		
D11			HZS6.8N(B2)	ZENER DIODE	MI	
D11			MTZJ6.8(B)	ZENER DIODE		
D11			RD6.8ES(B2)	ZENER DIODE	V	5
D12 ,13			HZS20N(B2)	ZENER DIODE	MI	
D12 ,13			MTZJ20(B)	ZENER DIODE		
D12 ,13			RD20ES(B2)	ZENER DIODE	V	5
D14			S5688B	DIODE		
D15			HZS16N(B2)	ZENER DIODE	MI	
D15			MTZJ16(B)	ZENER DIODE	MI	
⚠ IC1			TA7809SB	ANALOGUE IC		
⚠ IC2			TA7805SB	ANALOGUE IC		
⚠ Q1			DTC143TSA	DIGITAL TRANSISTOR		
⚠ Q1			UN4216	DIGITAL TRANSISTOR		
⚠ Q2			KTC3205	TRANSISTOR		
⚠ Q2			2SC3940A(R,S)	TRANSISTOR	MI	
⚠ Q2			2SD863(E,F)	TRANSISTOR	V	5
⚠ Q4		*	2SB1659*2	TRANSISTOR		
Q5			KTC3199(Y,GR)	TRANSISTOR	MI	
Q5			2SC2458(Y,GR)	TRANSISTOR	V	5
Q5			2SC2785(F,E)	TRANSISTOR		

L : Scandinavia K : USA P : Canada R : Mexico C : China I : Malaysia

Y : PX(Far East,Hawaii) T : England E : Europe G : Germany V : China(Shanghai)

Y : AAFES(Europe) X : Australia Q : Russia H : Korea M : Other Areas ⚠ indicates safety critical components .

* New Parts
 Parts without **Parts No.** are not supplied.
 Les articles non mentionnés dans le **Parts No.** ne sont pas fournis.
 Teile ohne **Parts No.** werden nicht geliefert.

5

Ref. No	Add-ress	New Parts	Parts No.	Description	Desti-nation	Re-marks
Q6			KTA1267(Y,GR)	TRANSISTOR	MI	5
Q6			2SA1048(Y,GR)	TRANSISTOR	V	
Q6			2SA1175(F,E)	TRANSISTOR		
Q7			2SA1534A(R,S)	TRANSISTOR		
Q8			2SC3940A(R,S)	TRANSISTOR	MI	
Q8			2SD863(E,F)	TRANSISTOR	MI	
Q9			KTC3199(Y,GR)	TRANSISTOR	MI	
Q9			2SC2785(F,E)	TRANSISTOR	MI	
POWER SUPPLY UNIT (X00-29XX-XX): RXD-V727/V828						
C1			CE04LW1V332M	ELECTRO 3300UF 35WV		7 8
C2			CE04LW1V102M	ELECTRO 1000UF 35WV		
C3 ,4			C90-3826-05	ELECTRO 4700UF 63WV	MI	
C3 ,4			C90-3828-05	ELECTRO 3900UF 63WV	MI	
C5			CE04EW1E331M	ELECTRO 330UF 25WV	V	
C5			C90-3664-05	ELECTRO 330UF 25WV	MI	78
C6			CE04LW1H2R2M	ELECTRO 2.2UF 50WV	V	
C6			C90-3681-05	ELECTRO 2.2UF 50WV	MI	
C7 ,8			CE04LW1V470M	ELECTRO 47UF 35WV	V	
C7 ,8			C90-3671-05	ELECTRO 47UF 35WV	MI	
C10			CE04LW1V470M	ELECTRO 47UF 35WV	V	
C10			C90-3671-05	ELECTRO 47UF 35WV	MI	
C11 ,12			CE04LW1H330M	ELECTRO 33UF 50WV	V	
C11 ,12			C90-3686-05	ELECTRO 33UF 50WV	MI	
C13 ,14			CE04LW1C100M	ELECTRO 10UF 16WV	V	8 7
C13 ,14			C90-3658-05	ELECTRO 10UF 16WV	MI	
C15			CE04LW1V470M	ELECTRO 47UF 35WV	V	
C15			C90-3671-05	ELECTRO 47UF 35WV	MI	
C16			CE04LW1J221M	ELECTRO 220UF 63WV	V	
C19			CE04LW1V470M	ELECTRO 47UF 35WV	V	
C19			C90-3671-05	ELECTRO 47UF 35WV	MI	
C20			CK45FF1H103Z	CERAMIC 0.010UF Z	V	
C21			CK45FF1H103Z	CERAMIC 0.010UF Z	V	
C22			C90-3644-05	ELECTRO 220UF 10WV	MI	
C23			CQ93FMG1H104J	MYLAR 0.10UF J		
C25 ,26			CQ93FMG1H104J	MYLAR 0.10UF J		8 7
C28			CE04LW1V470M	ELECTRO 47UF 35WV	V	
C28			C90-3671-05	ELECTRO 47UF 35WV	MI	
C34 ,35			CE04LW1V222M	ELECTRO 2200UF 35WV	V	
C34 ,35			C90-3831-05	ELECTRO 3300UF 35WV	MI	
C36			CE04LW1H2R2M	ELECTRO 2.2UF 50WV	V	8 7
C36			C90-3681-05	ELECTRO 2.2UF 50WV	MI	
CN1			E40-4245-05	PIN ASSY		8 7 7
CN1			E40-8126-05	PIN ASSY		
CN2			E40-8321-05	SOCKET FOR PIN ASSY		
F1			F50-0101-05	FUSE (5X20)	V	8 7 7
F1			F50-0102-05	FUSE (5X20)	V	
F1 ,2			F05-3121-05	FUSE (SEMKO) (250V T3.15AL)	MI	
F1 ,2			F05-4025-05	FUSE (SEMKO) (250V T4A L)	MI	
F4 ,5			F05-4025-05	FUSE (SEMKO) (250V T4A L)	MI	
F4 ,5			F50-0102-05	FUSE (5X20)	V	MI
CN3 ,4			J13-0075-05	FUSE CLIP		
CN5 ,6			J13-0075-05	FUSE CLIP		
CN9 -12			J13-0075-05	FUSE CLIP		

L : Scandinavia K : USA P : Canada R : Mexico C : China I : Malaysia
 Y : PX(Far East,Hawaii) T : England E : Europe G : Germany V : China(Shanghai)
 Y : AAFES(Europe) X : Australia Q : Russia H : Korea M : Other Areas Δ indicates safety critical components.

* New Parts
 Parts without **Parts No.** are not supplied.
 Les articles non mentionnés dans le **Parts No.** ne sont pas fournis.
 Teile ohne **Parts No.** werden nicht geliefert.

6

Ref. No	Add-ress	New Parts	Parts No.	Description	Desti-nation	Re-marks
T1			L07-2657-05	POWER TRANSFORMER	MI	5
T1			L07-2661-05	POWER TRANSFORMER	V	
R1			RD14NB2E1R5J	RD 1.5 J 1/4W		8
R3			RD14NB2E222J	RD 2.2K J 1/4W		
R12			RD14NB2E332J	RD 3.3K J 1/4W		
R13			RD14NB2E470J	RD 47 J 1/4W		
R16			RD14NB2E4R7J	RD 4.7 J 1/4W		
R17			RD14NB2E272J	RD 2.7K J 1/4W		
R21			RS14KB3A150J	FL-PROOF RS 15 J 1W	MIV	8
R25			RS14KB3D331J	FL-PROOF RS 330 J 2W		
R28			RS14KB3D331J	FL-PROOF RS 330 J 2W		
R29			RD14NB2E1R0J	RD 1.0 J 1/4W		
R30			RD14NB2E4R7J	RD 4.7 J 1/4W		
R31 ,32			RS14KB3D331J	FL-PROOF RS 330 J 2W	MIV	8
R38			RS14KB3A150J	FL-PROOF RS 15 J 1W		
K1			S76-0090-05	MAGNETIC RELAY		78
S1 ,2			S62-0001-05	SLIDE SWITCH	MI	
D1			D4SBL20UF03	DIODE		78
D2			D2SBA20F03	DIODE		
D3			D4SBL20UF03	DIODE		
D4 -6			HSS104A	DIODE		
D4 -6			1SS133	DIODE		78
D7			HZS6C2L	ZENER DIODE		
D8			HZS16N(B2)	ZENER DIODE	MI	
D8			MTZJ16(B)	ZENER DIODE	MI	
D9			HZS6.2N(B2)	ZENER DIODE	MI	
D9			MTZJ6.2(B)	ZENER DIODE		
D9			RD6.2ES(B2)	ZENER DIODE	V	78
D10			HSS104A	DIODE		
D10			1SS133	DIODE		
D11			HZS6.8N(B2)	ZENER DIODE	MI	
D11			MTZJ6.8(B)	ZENER DIODE		
D11			RD6.8ES(B2)	ZENER DIODE	V	MI
D12 ,13			HZS20N(B2)	ZENER DIODE		
D12 ,13			MTZJ20(B)	ZENER DIODE		
D12 ,13			RD20ES(B2)	ZENER DIODE	V	
D14			1T2	DIODE		
D15 -19			HSS104A	DIODE		78
D15 -19			1SS133	DIODE		
IC1			TA7809SB	ANALOGUE IC		78
IC2			TA7805SB	ANALOGUE IC		
Q1			DTC143TSA	DIGITAL TRANSISTOR		MI
Q1			UN4216	DIGITAL TRANSISTOR		
Q2			2SC2003(L,K)	TRANSISTOR		
Q3			2SA1534A(R,S)	TRANSISTOR	MI	
Q3			2SB1370(E,F)	TRANSISTOR	MI	
Q3			2SB1375	TRANSISTOR	V	MI
Q4			2SB1624*2	TRANSISTOR		
Q5			KTC3199(Y,GR)	TRANSISTOR	MI	
Q5			2SC2458(Y,GR)	TRANSISTOR	V	
Q5			2SC2785(F,E)	TRANSISTOR		
Q5			2SC3311A(Q,R)	TRANSISTOR	MI	
Q6			KTA1268	TRANSISTOR	MI	

L : Scandinavia K : USA P : Canada R : Mexico C : China I : Malaysia
 Y : PX(Far East,Hawaii) T : England E : Europe G : Germany V : China(Shanghai)
 Y : AAFES(Europe) X : Australia Q : Russia H : Korea M : Other Areas Δ indicates safety critical components.

PARTS LIST

RXD-V525/V626/V727/V828

* New Parts

Parts without **Parts No.** are not supplied.
Les articles non mentionnés dans le **Parts No.** ne sont pas fournis.
Teile ohne **Parts No.** werden nicht geliefert.

⑦

Ref. No	Address	New Parts	Parts No.	Description	Destination	Remarks
Q6			2SA992(F,E)	TRANSISTOR		
Q7			KTC3199(Y,GR)	TRANSISTOR	MI	
Q7			2SC2785(F,E)	TRANSISTOR	MI	
Q7			2SC3311A(Q,R)	TRANSISTOR	MI	
Q8			KTC3205	TRANSISTOR	MI	
Q8			2SC3940A(R,S)	TRANSISTOR	V	
Q8			2SD863(E,F)	TRANSISTOR		
POWER AMPLIFIER UNIT (X07-30XX-XX): RXD-V525/V626						
C1 ,2			CE04KW1H010M	ELECTRO	1.0UF	50WV
C3 ,4			CC45FCH1H470J	CERAMIC	47PF	J
C9 ,10			CC45FSL1H331J	CERAMIC	330PF	J
C11 ,12			CC45FCH1H101J	CERAMIC	100PF	J
C13 ,14			CE04KW1V4R7M	ELECTRO	4.7UF	35WV
C15 ,16			CC45FCH1H070D	CERAMIC	7.0PF	D
C25 ,26			CC45FSL2H470J	CERAMIC	47PF	J
C29 ,30			CE04KW1H470M	ELECTRO	47UF	50WV
C33 ,34			CK45FF1H223Z	CERAMIC	0.022UF	Z
C35 ,36			CK45FF1H103Z	CERAMIC	0.010UF	Z
C41 -44			CF92FV1H224J	MF-C	0.22UF	J
C41 -44			C91-1577-05	MP-C	0.22UF	J
C51			CE04KW1A101M	ELECTRO	100UF	10WV
C61 ,62			CK45FF1H472Z	CERAMIC	4700PF	Z
C63			CC45FCH1H221J	CERAMIC	220PF	J
C66			CK45FB1H102K	CERAMIC	1000PF	K
C72			CE04KW1H470M	ELECTRO	47UF	50WV
C72			CE04KW1J470M	ELECTRO	47UF	63WV
C81			CE04KW1C100M	ELECTRO	10UF	16WV
C82			CK45FF1H103Z	CERAMIC	0.010UF	Z
C83			CE04KW1C100M	ELECTRO	10UF	16WV
CN1			E40-3270-05	PIN ASSY		
CN2			E40-8331-05	PIN ASSY		
J2			E70-0053-05	LOCK TERMINAL BOARD		
J3			E63-0116-05	PIN JACK		
J4			E70-0053-05	LOCK TERMINAL BOARD		
R31 -34			RD14BB2E133J	RD	13K	J 1/4W
R41 -44			RD14NB2E220J	RD	22	J 1/4W
R45 -48			RS14KB3DR22J	FL-PROOF RS	0.22	J 2W
R71 ,72			RD14NB2E100J	RD	10	J 1/4W
R101			RS14KB3D102J	FL-PROOF RS	1.0K	J 2W
R101			RS14KB3D122J	FL-PROOF RS	1.2K	J 2W
R112			RD14NB2E151J	RD	150	J 1/4W
R121			RS14KB3D102J	FL-PROOF RS	1.0K	J 2W
R121			RS14KB3D681J	FL-PROOF RS	680	J 2W
R128			RD14NB2E101J	RD	100	J 1/4W
R131,132			RS14KB3D331J	FL-PROOF RS	330	J 2W
K1			S76-0045-15	MAGNETIC RELAY		
S1			S62-0077-05	SLIDE SWITCH		
D1 ,2			HSS104A	DIODE		
D1 ,2			1SS133	DIODE		
D3 ,4			HZS18N(B2)	ZENER DIODE		
D3 ,4			HZS20N(B2)	ZENER DIODE		
D3 ,4			MTZJ18(B)	ZENER DIODE		

L : Scandinavia K : USA P : Canada R : Mexico C : China I : Malaysia

Y : PX(Far East,Hawaii) T : England E : Europe G : Germany V : China(Shanghai)

Y : AAFES(Europe) X : Australia Q : Russia H : Korea M : Other Areas Δ indicates safety critical components .

* New Parts

Parts without **Parts No.** are not supplied.
Les articles non mentionnés dans le **Parts No.** ne sont pas fournis.
Teile ohne **Parts No.** werden nicht geliefert.

⑧

Ref. No	Address	New Parts	Parts No.	Description	Destination	Remarks
D3 ,4			MTZJ20(B)	ZENER DIODE	MI	6
D3 ,4			RD18ES(B2)	ZENER DIODE	V	5
D5 ,6			HSS104A	DIODE		
D5 ,6			1SS133	DIODE		
D7 ,8			HZS13N(B2)	ZENER DIODE	MI	5
D7 ,8			HZS16N(B2)	ZENER DIODE	MI	6
D7 ,8			MTZJ13(B)	ZENER DIODE	MI	5
D7 ,8			MTZJ16(B)	ZENER DIODE	MI	6
D7 ,8			RD13ES(B2)	ZENER DIODE	V	5
D10			HSS104A	DIODE		
D10			1SS133	DIODE		
D11 ,12		*	1SS244	DIODE	MI	6
D13 ,14			HSS104A	DIODE	MI	6
D13 ,14			1SS133	DIODE	MI	6
D15 ,16			HSS104A	DIODE		
D15 ,16			1SS133	DIODE		
D21			HZS5.1N(B2)	ZENER DIODE	MI	
D21			MTZJ5.1(B)	ZENER DIODE		
D21			RD5.1ES(B2)	ZENER DIODE	V	
D25 ,26			HSS104A	DIODE		
D25 ,26			1SS133	DIODE		
D30			HZS13N(B2)	ZENER DIODE	MI	
D30			MTZJ13(B)	ZENER DIODE		
D30			RD13ES(B2)	ZENER DIODE	V	
D31			HSS104A	DIODE		
D31			1SS133	DIODE		
D32			HZS10N(B2)	ZENER DIODE	MI	
D32			MTZJ10(B)	ZENER DIODE		
D32			RD10ES(B2)	ZENER DIODE	V	
D33			HSS104A	DIODE		
D33			1SS133	DIODE		
Q1 ,2			2SC2878(B)	TRANSISTOR		
Q3 ,4			2SD2144S(U,V)	TRANSISTOR		
Q5 ,8			2SA992(F,E)	TRANSISTOR		
Q9 ,10			2SC1845(F,E)	TRANSISTOR		
Q11 ,12			2SC4137F50(V,W)	TRANSISTOR		
Q13 ,14			2SD2493	TRANSISTOR	MI/V	5
Q13 ,14			2SD2493A	TRANSISTOR	MI	6
Q15 ,16			2SB1624	TRANSISTOR	MI/V	5
Q15 ,16			2SB1624A	TRANSISTOR	MI	6
Q17 ,18			2SC1845(F,E)	TRANSISTOR		
Q19 ,20			2SA992(F,E)	TRANSISTOR	MI	6
Q21			2SA992(F,E)	TRANSISTOR		
Q22 ,23			2SC1845(F,E)	TRANSISTOR		
Q31			2SC1845(F,E)	TRANSISTOR		
Q41			2SC3940A(R,S)	TRANSISTOR		
Q42			2SA954(L,K)	TRANSISTOR		
Q43			2SC1845(F,E)	TRANSISTOR		
POWER AMPLIFIER UNIT (X07-30XX-XX): RXD-V727/V828						
C1 ,2			CE04KW1H4R7M	ELECTRO	4.7UF	50WV
C3 ,4			CC45FSL1H100D	CERAMIC	10PF	D
C5 ,6			CE04LW1H100M	ELECTRO	10UF	50WV
C5 ,6			CE04LW1H4R7M	ELECTRO	4.7UF	50WV
C7 ,8			CC45FSL1H470J	CERAMIC	47PF	J

L : Scandinavia K : USA P : Canada R : Mexico C : China I : Malaysia

Y : PX(Far East,Hawaii) T : England E : Europe G : Germany V : China(Shanghai)

Y : AAFES(Europe) X : Australia Q : Russia H : Korea M : Other Areas Δ indicates safety critical components .

* New Parts
 Parts without **Parts No.** are not supplied.
 Les articles non mentionnés dans le **Parts No.** ne sont pas fournis.
 Teile ohne **Parts No.** werden nicht geliefert.

9

Ref. No	Add-ress	New Parts	Parts No.	Description	Desti-nation	Re-marks
C9			CK45FF1H103Z	CERAMIC 0.010UF	Z	8
C10			CK45FB1H471K	CERAMIC 470PF	K	8
C11			CK45FF1H103Z	CERAMIC 0.010UF	Z	8
C12			CK45FF1H103Z	CERAMIC 0.010UF	Z	
C15 ,16			CE04KW1C100M	ELECTRO 10UF 16WV		8
C15 ,16			CE04KW1V4R7M	ELECTRO 4.7UF 35WV		7
C17 ,18			CC45FSL1H100D	CERAMIC 10PF	D	
C19 ,20			CK45FB1H222K	CERAMIC 2200PF	K	
C21 -24			CQ93FMG1H224J	MYLAR 0.22UF	J	
C25 ,26			CE04LW1A101M	ELECTRO 100UF 10WV		
C27 ,28			CC45FSL1H100D	CERAMIC 10PF	D	
C29 ,30			CK45FB1H222K	CERAMIC 2200PF	K	8
C29 ,30			CK45FF1H103Z	CERAMIC 0.010UF	Z	7
C31 -34			CQ93FMG1H224J	MYLAR 0.22UF	J	
C35 ,36			CK45FB1H332K	CERAMIC 3300PF	K	
C37 -39			CK45FF1H472Z	CERAMIC 4700PF	Z	
C55			C90-3707-05	ELECTRO 10UF 100WV		
C56			C90-3440-05	ELECTRO 10UF 100WV		
C57 ,58			CK45FE2H472P	CERAMIC 4700PF	P	
C59			C90-3415-05	ELECTRO 47UF 50WV		
C60			C90-3687-05	ELECTRO 47UF 50WV		
C61 ,62			C90-3440-05	ELECTRO 10UF 100WV		7
C63 ,64			CE04LW1H101M	ELECTRO 100UF 50WV	V	8
C63 ,64			CK45FE2H472P	CERAMIC 4700PF	P	7
C63 ,64			C90-3688-05	ELECTRO 100UF 50WV	MI	8
C65 ,66			C90-3687-05	ELECTRO 47UF 50WV		
C67 ,68			CC45FSL1H221J	CERAMIC 220PF	J	
C69 ,70			CC45FSL1H221J	CERAMIC 220PF	J	7
C69 ,70			CC45FSL1H331J	CERAMIC 330PF	J	8
C77			CE04LW2A100M	ELECTRO 10UF 100WV	V	
C78			C90-3707-05	ELECTRO 10UF 100WV	MI	
C78			CE04LW2A220M	ELECTRO 22UF 100WV	V	
C78			C90-3708-05	ELECTRO 22UF 100WV	MI	
C81			CQ93FMG1H103J	MYLAR 0.010UF	J	
C82			CQ93FMG1H102J	MYLAR 1000PF	J	
C84			CE04LW1A470M	ELECTRO 47UF 10WV		
C85			CE04LW1V4R7M	ELECTRO 4.7UF 35WV		
C87			CK45FB1H332K	CERAMIC 3300PF	K	
C97 ,98			CE04LW1H4R7M	ELECTRO 4.7UF 50WV		7
C99			CE04LW1C100M	ELECTRO 10UF 16WV	V	7
C99			C90-3658-05	ELECTRO 10UF 16WV	MI	7
C100			CE04LW1H100M	ELECTRO 10UF 50WV	V	7
C100			C90-3684-05	ELECTRO 10UF 50WV	MI	7
C103,104			CF92FV1H154J	MF-C 0.15UF	J	7
C105,106			CQ93FMG1H823J	MYLAR 0.082UF	J	7
C109,110			CE04LW1H100M	ELECTRO 10UF 50WV		7
CN1			E40-3259-05	PIN ASSY		
CN2			E40-3912-05	PIN ASSY		
J1			E70-0045-05	LOCK TERMINAL BOARD		
J2			E70-0110-05	LOCK TERMINAL BOARD		
J3			E63-0116-05	PIN JACK		7
J4			E70-0046-05	LOCK TERMINAL BOARD		8
L1 -4			L39-0085-05	PHASE COMPENSATION COIL		8

L : Scandinavia K : USA P : Canada R : Mexico C : China I : Malaysia
 Y : PX(Far East,Hawaii) T : England E : Europe G : Germany V : China(Shanghai)
 Y : AAFES(Europe) X : Australia Q : Russia H : Korea M : Other Areas Δ indicates safety critical components.

* New Parts
 Parts without **Parts No.** are not supplied.
 Les articles non mentionnés dans le **Parts No.** ne sont pas fournis.
 Teile ohne **Parts No.** werden nicht geliefert.

10

Ref. No	Add-ress	New Parts	Parts No.	Description	Desti-nation	Re-marks
L1 -4			L39-1373-05	PHASE COMPENSATION COIL		7
R7 ,8			RS14KB3D331J	FL-PROOF RS 330 J 2W		
R49 ,50			R92-1866-05	METAL FILM 0.1 J 2W		
R59 ,60			RS14KB3D4R7J	FL-PROOF RS 4.7 J 2W		
R67 ,68			R92-1866-05	METAL FILM 0.1 J 2W		
R77 ,78			RS14KB3D4R7J	FL-PROOF RS 4.7 J 2W		
R81 -84			RD14NB2E4R7J	RD 4.7 J 1/4W		
R92			RS14KB3A392J	FL-PROOF RS 3.9K J 1W		7
R94			RS14KB3A392J	FL-PROOF RS 3.9K J 1W		7
R100			RS14KB3D221J	FL-PROOF RS 220 J 2W		8
R100			RS14KB3D470J	FL-PROOF RS 47 J 2W		7
Δ R107,108			RD14NB2E2R2J	RD 2.2 J 1/4W		
R115			RD14NB2E103J	RD 10K J 1/4W		
R116			RD14NB2E472J	RD 4.7K J 1/4W		
R124,125			RS14KB3A392J	FL-PROOF RS 3.9K J 1W		7
Δ R143,144			RS14KB3A101J	FL-PROOF RS 100 J 1W		8
R178			RS14KB3D221J	FL-PROOF RS 220 J 2W		8
R178			RS14KB3D470J	FL-PROOF RS 47 J 2W		7
K1 ,2			S76-0045-15	MAGNETIC RELAY		
S1			S62-0077-05	SLIDE SWITCH		7
D1			HZS13N(B2)	ZENER DIODE		8
D1			MTZJ13(B)	ZENER DIODE		8
D1			RD13ES(B2)	ZENER DIODE	V	8
D2			HZS16N(B2)	ZENER DIODE		8
D2			MTZJ16(B)	ZENER DIODE		8
D2			RD16ES(B2)	ZENER DIODE	V	8
D3			HZS5.1N(B2)	ZENER DIODE		
D3			MTZJ5.1(B)	ZENER DIODE		
D3			RD5.1ES(B)	ZENER DIODE		
D4 ,5			HZS6.8N(B2)	ZENER DIODE		7
D4 ,5			MTZJ6.8(B)	ZENER DIODE		7
D4 ,5			RD6.8ES(B2)	ZENER DIODE	V	7
D6 -8			HSS104A	DIODE		
D6 -8			1SS133	DIODE		
D9 ,10			HZS18N(B2)	ZENER DIODE		
D9 ,10			MTZJ18(B)	ZENER DIODE		
D9 ,10			RD18ES(B2)	ZENER DIODE		
Δ D19 ,20			HSS104A	DIODE		
Δ D19 ,20			1SS133	DIODE		
Δ D21			HSS104A	DIODE		7
Δ D21			1SS133	DIODE		7
D22 ,23			HZS6.8N(B2)	ZENER DIODE		7
D22 ,23			MTZJ6.8(B)	ZENER DIODE		7
D22 ,23			RD6.8ES(B2)	ZENER DIODE	V	7
D25			HSS104A	DIODE		7
D25			1SS133	DIODE		
D28 ,29			HSS104A	DIODE		8
D28 ,29			1SS133	DIODE		8
Δ IC1			STK411-220D	HYBRID IC		
Δ IC2			STK411-220D	HYBRID IC		7
Δ IC2			STK499-120	HYBRID IC		8
IC3			NJM4565D-D	IC(OP AMP X2)		7
Q1 ,2			2SC2878(B)	TRANSISTOR		

L : Scandinavia K : USA P : Canada R : Mexico C : China I : Malaysia
 Y : PX(Far East,Hawaii) T : England E : Europe G : Germany V : China(Shanghai)
 Y : AAFES(Europe) X : Australia Q : Russia H : Korea M : Other Areas Δ indicates safety critical components.

PARTS LIST

RXD-V525/V626/V727/V828

* New Parts
Parts without **Parts No.** are not supplied.
Les articles non mentionnés dans le **Parts No.** ne sont pas fournis.
Teile ohne **Parts No.** werden nicht geliefert.



Ref. No	Add-ress	New Parts	Parts No.	Description	Desti-nation	Re-marks
Q3 ,4			KTD1303	TRANSISTOR	MI	
Q3 ,4			2SD2144S(U,V)	TRANSISTOR	V	
Q5 ,6			2SC2878(B)	TRANSISTOR		
Q7 ,8			KTD1303	TRANSISTOR	MI	
Q7 ,8			2SD2144S(U,V)	TRANSISTOR	V	
Q9 -12			2SC1845(F,E)	TRANSISTOR		
Q13			DTC113ZSA	DIGITAL TRANSISTOR		
Q14			2SC2003(L,K)	TRANSISTOR		8
Q17			DTC113ZSA	DIGITAL TRANSISTOR		
Q18			2SC3245A(F)	TRANSISTOR		7
Q18			2SD2525	TRANSISTOR		8
Q19			2SB1370	TRANSISTOR		8
Q19			2SB1640	TRANSISTOR		8
Q25			KTA1268	TRANSISTOR	MI	
Q25			2SA992(F,E)	TRANSISTOR		
Q26 ,27			KTC3200	TRANSISTOR	MI	
Q26 ,27			2SC1845(F,E)	TRANSISTOR		
Q28			DTC113ZSA	DIGITAL TRANSISTOR		
SUB-CIRCUIT UNIT (X13-765X/767X-XX)						
C1 -4			CC73FCH1H221J	CHIP C		
C5			CK73FB1H103K	CHIP C		
C11 ,12			CE04KW1H4R7M	ELECTRO		
C13 ,14			CE04LW1H3R3M	ELECTRO		567
C15 ,16			CK73FB1E104K	CHIP C		8
C15 ,16			CK73FB1E473K	CHIP C		56
C15 ,16			CK73FB1E823K	CHIP C		7
C17 ,18			CE04LW1HR33M	ELECTRO		
C19 ,20			CK73FB1H273K	CHIP C		
C21 ,22			CE04LW1H010M	ELECTRO		
C23 ,24			CK73FB1H103K	CHIP C		
C25 ,26			CK73FB1C224K	CHIP C		
C27 ,28			CK73FB1H472K	CHIP C		
C29 ,30			CE04KW1H3R3M	ELECTRO		
C31 ,32			CE04LW1H3R3M	ELECTRO		
C33 ,34			CE04KW1H3R3M	ELECTRO		
C35 ,36			CE04LW1H3R3M	ELECTRO		
C37			CK73FB1C224K	CHIP C		567
C41 ,42			CE04LW1A331M	ELECTRO		
C43			CE04LW1H100M	ELECTRO		
C44			CC73FCH1H221J	CHIP C		
C45 ,46			CC73FCH1H101J	CHIP C		
C47 ,48			CK73FB1H223KTA	CHIP C		
C49			CK73FB1E104K	CHIP C		
C50			CC73FCH1H101J	CHIP C		
C51			CK73FB1E104K	CHIP C		
C52			CK73FB1H103K	CHIP C		
C53			CK73FB1H102K	CHIP C		
C54			CK73FB1E104K	CHIP C		
C56			CC73FCH1H180J	CHIP C		
C57			CC73FCH1H220J	CHIP C		
C59			CK73FB1H102K	CHIP C		
C60			CQ93FMG1H222J	MYLAR		
C61 ,62			CE04LW1H010M	ELECTRO		
C63			CE04LW0J331M	ELECTRO		

L : Scandinavia K : USA P : Canada R : Mexico C : China I : Malaysia
Y : PX(Far East,Hawaii) T : England E : Europe G : Germany V : China(Shanghai)
Y : AAFES(Europe) X : Australia Q : Russia H : Korea M : Other Areas indicates safety critical components.



* New Parts
Parts without **Parts No.** are not supplied.
Les articles non mentionnés dans le **Parts No.** ne sont pas fournis.
Teile ohne **Parts No.** werden nicht geliefert.

Ref. No	Add-ress	New Parts	Parts No.	Description	Desti-nation	Re-marks
C64			CK73FB1H103K	CHIP C		
C65			CE04LW1A101M	ELECTRO		
C66			CC73FCH1H101J	CHIP C		
C67			CC45FCH1H101J	CERAMIC		
C68			CK73FB1H223KTA	CHIP C		
C71			CE04LW1C220M	ELECTRO		
C72			CE04LW1H010M	ELECTRO		
C73 ,74			CK73FB1H223KTA	CHIP C		
C76			CE04LW1A101M	ELECTRO		
C301-310			CK73FB1E104K	CHIP C		8
C311			CE04RW0J331M	ELECTRO		8
C312			CK73FB1E104K	CHIP C		8
C313			CC73FCH1H050C	CHIP C		8
C314-316			CC73FCH1H101J	CHIP C		8
C317,318			CC73FCH1H331J	CHIP C		8
C319,320			CK73FB1H102K	CHIP C		8
C321-324			CC73FCH1H331J	CHIP C		8
C325,326			CE04LW1H3R3M	ELECTRO		8
C327,328			CE04LW1C100M	ELECTRO		8
C329			CK73FB1H102K	CHIP C		8
C330			CK73FB1H222K	CHIP C		8
C331			CK73FB1H102K	CHIP C		8
C332			CK73FB1H222K	CHIP C		8
C333			CC73FCH1H470J	CHIP C		8
C334			CC73FCH1H101J	CHIP C		8
C335,336			CE04LW1H3R3M	ELECTRO		8
C337			CC73FCH1H050C	CHIP C		8
C338			CE04RW0J331M	ELECTRO		8
C339,340			CE04LW1C100M	ELECTRO		78
C341,342			CE04LW1H3R3M	ELECTRO		78
C343,344			CK73FB1H102K	CHIP C		
C345			CC73FCH1H101J	CHIP C		
C347			CE04LW1C101M	ELECTRO		
C348			CE04RW0J331M	ELECTRO		
C349			CE04RW0J220M	ELECTRO		
C350,351			CE04LW1H0R1M	ELECTRO		
C352			CK73FB1H103K	CHIP C		
C353,354			CE04LW1H3R3M	ELECTRO		
C355,356			CK73FB1E104K	CHIP C		
C357			CK73FB1H103K	CHIP C		
C358			CE04LW1C220M	ELECTRO		
C359			CC73FCH1H101J	CHIP C		
C360,361			CC73FCH1H101J	CHIP C		
C362			CK73FB1H103K	CHIP C		
C363			CE04RW1E3R3M	ELECTRO		
C364			CE04LW1H3R3M	ELECTRO		
C528			CK73FB1E104K	CHIP C		
C531			CE04LW1H220M	ELECTRO		
C546			CE04LW1V470M	ELECTRO		
C547			CK73FF1C105Z	CHIP C		
C548			CK45FF1H103Z	CERAMIC		
C549			CE04LW1V470M	ELECTRO		
C550			CE04LW1C222M	ELECTRO		
C551			CQ93FMG1H224J	MYLAR		
C556,557			CC73FCH1H101J	CHIP C		

L : Scandinavia K : USA P : Canada R : Mexico C : China I : Malaysia
Y : PX(Far East,Hawaii) T : England E : Europe G : Germany V : China(Shanghai)
Y : AAFES(Europe) X : Australia Q : Russia H : Korea M : Other Areas indicates safety critical components.

* New Parts
 Parts without **Parts No.** are not supplied.
 Les articles non mentionnes dans le **Parts No.** ne sont pas fournis.
 Teile ohne **Parts No.** werden nicht geliefert.

13

Ref. No	Add-ress	New Parts	Parts No.	Description	Desti-nation	Re-marks
C558			CC73FCH1H331J	CHIP C 330PF	J	8
C559,560			CC73FCH1H101J	CHIP C 100PF	J	8
C561			CC73FCH1H470J	CHIP C 47PF	J	
C562			CC73FCH1H221J	CHIP C 220PF	J	
C563,564			CC73FCH1H470J	CHIP C 47PF	J	
C565			CC73FCH1H220J	CHIP C 22PF	J	
C566			CK73FB1H103K	CHIP C 0.010UF	K	567
C567			CC73FCH1H101J	CHIP C 100PF	J	
C601			CK73FB1H103K	CHIP C 0.010UF	K	
C602			CC73FCH1H680J	CHIP C 68PF	J	
C603			CK73FB1H103K	CHIP C 0.010UF	K	
C604,605			CC73FCH1H221J	CHIP C 220PF	J	
C606			CK73FB1H103K	CHIP C 0.010UF	K	
CN1			E40-4248-05	PIN ASSY		
CN3			E40-8320-05	PIN ASSY		
CN4			E40-4908-05	FLAT CABLE CONNECTOR		
CN5			E40-4920-05	FLAT CABLE CONNECTOR		
CN5			E40-8332-05	FLAT CABLE CONNECTOR		
J1			E63-1037-05	PIN JACK		
J2			E20-0321-05	LOCK TERMINAL BOARD(2P,F)		
J3			E63-1010-05	PIN JACK		
E8			F10-1138-14	SHIELDING PLATE		
X1			L78-0294-05	RESONATOR (10.000M)		
X2			L77-2173-05	CRYSTAL RESONATOR(32.768KHZ)		
X301			L77-2250-05	CRYSTAL RESONATOR(33.8688MHZ)		8
R1 .2			RK73FB2A102J	CHIP R 1.0K	J 1/10W	
R3 .4			RK73FB2A104J	CHIP R 100K	J 1/10W	
R5 .6			RK73FB2A102J	CHIP R 1.0K	J 1/10W	
R7 .8			RK73FB2A104J	CHIP R 100K	J 1/10W	
R11			RK73FB2A224J	CHIP R 220K	J 1/10W	
R14			RK73FB2A821J	CHIP R 820	J 1/10W	
R17 ,18			RK73FB2A472J	CHIP R 4.7K	J 1/10W	
R21			RK73FB2A104J	CHIP R 100K	J 1/10W	567
R22 ,23			RK73FB2A103J	CHIP R 10K	J 1/10W	567
△ R27 ,28			RD14NB2E151J	RD 150	J 1/4W	
△ R29			RD14NB2E221J	RD 220	J 1/4W	
R35 ,36			RK73FB2A473J	CHIP R 47K	J 1/10W	
R37			RK73FB2A223J	CHIP R 22K	J 1/10W	
R38			RK73FB2A472J	CHIP R 4.7K	J 1/10W	
R43 -45			RK73FB2A472J	CHIP R 4.7K	J 1/10W	
R47			RK73FB2A473J	CHIP R 47K	J 1/10W	
R52			RK73FB2A472J	CHIP R 4.7K	J 1/10W	
R80			RK73FB2A102J	CHIP R 1.0K	J 1/10W	
R112,113			RK73FB2A101J	CHIP R 100	J 1/10W	
R114			RK73FB2A473J	CHIP R 47K	J 1/10W	567
R115-117			RK73FB2A221J	CHIP R 220	J 1/10W	
R118-121			RK73FB2A101J	CHIP R 100	J 1/10W	
R122-127			RK73FB2A221J	CHIP R 220	J 1/10W	
R129			RK73FB2A221J	CHIP R 220	J 1/10W	
R131			RK73FB2A475J	CHIP R 4.7M	J 1/10W	
R132			RK73FB2A104J	CHIP R 100K	J 1/10W	
R138			RK73FB2A102J	CHIP R 1.0K	J 1/10W	
R139			RK73FB2A103J	CHIP R 10K	J 1/10W	

L : Scandinavia K : USA P : Canada R : Mexico C : China I : Malaysia
 Y : PX(Far East,Hawaii) T : England E : Europe G : Germany V : China(Shanghai)
 Y : AAFES(Europe) X : Australia Q : Russia H : Korea M : Other Areas △ indicates safety critical components.

* New Parts
 Parts without **Parts No.** are not supplied.
 Les articles non mentionnes dans le **Parts No.** ne sont pas fournis.
 Teile ohne **Parts No.** werden nicht geliefert.

14

Ref. No	Add-ress	New Parts	Parts No.	Description	Desti-nation	Re-marks
△ R165			RD14NB2E681J	RD 680	J 1/4W	
R207-209			RK73FB2A101J	CHIP R 100	J 1/10W	
R221,222			RK73FB2A472J	CHIP R 4.7K	J 1/10W	
R301,302			RK73FB2A223J	CHIP R 22K	J 1/10W	8
R303,304			RK73FB2A153J	CHIP R 15K	J 1/10W	8
R309,310			RK73FB2A332J	CHIP R 3.3K	J 1/10W	8
R311-314			RK73FB2A103J	CHIP R 10K	J 1/10W	8
R315,316			RK73FB2A123J	CHIP R 12K	J 1/10W	8
R317,318			RK73FB2A103J	CHIP R 10K	J 1/10W	8
R319-322			RK73FB2A104J	CHIP R 100K	J 1/10W	8
R323,324			RK73FB2A122J	CHIP R 1.2K	J 1/10W	8
R325,326			RK73FB2A562J	CHIP R 5.6K	J 1/10W	8
R327,328			RK73FB2A822J	CHIP R 8.2K	J 1/10W	8
R329,330			RK73FB2A473J	CHIP R 47K	J 1/10W	8
R331,332			RK73FB2A104J	CHIP R 100K	J 1/10W	8
R337			RK73FB2A104J	CHIP R 100K	J 1/10W	78
R339,340			RK73FB2A333J	CHIP R 33K	J 1/10W	78
R341,342			RK73FB2A132J	CHIP R 1.3K	J 1/10W	78
R343,344			RK73FB2A104J	CHIP R 100K	J 1/10W	78
R345,346			RK73FB2A512J	CHIP R 5.1K	J 1/10W	78
R352			RK73FB2A102J	CHIP R 1.0K	J 1/10W	
R359			RK73FB2A751J	CHIP R 750	J 1/10W	8
R360			RK73FB2A101J	CHIP R 100	J 1/10W	8
R361			RK73FB2A153J	CHIP R 15K	J 1/10W	
R362,363			RK73FB2A473J	CHIP R 47K	J 1/10W	
R364			RK73FB2A472J	CHIP R 4.7K	J 1/10W	
R365-367			RK73FB2A473J	CHIP R 47K	J 1/10W	
R368			RK73FB2A562J	CHIP R 5.6K	J 1/10W	
R369			RK73FB2A103J	CHIP R 10K	J 1/10W	8
R369			RK73FB2A473J	CHIP R 47K	J 1/10W	567
R370			RD14NB2E1R0J	RD 1.0	J 1/4W	8
R371,372			RK73FB2A682J	CHIP R 6.8K	J 1/10W	78
R373,374			RK73FB2A681J	CHIP R 680	J 1/10W	78
R377			RK73FB2A472J	CHIP R 4.7K	J 1/10W	78
R378			RK73FB2A224J	CHIP R 220K	J 1/10W	78
R384			RK73FB2A561J	CHIP R 560	J 1/10W	
R551			RK73FB2A472J	CHIP R 4.7K	J 1/10W	8
R552			RK73FB2A821J	CHIP R 820	J 1/10W	
R553			RK73FB2A472J	CHIP R 4.7K	J 1/10W	
R554			RK73FB2A103J	CHIP R 10K	J 1/10W	
R555			RK73FB2A102J	CHIP R 1.0K	J 1/10W	
R556			RK73FB2A182J	CHIP R 1.8K	J 1/10W	
R557			RK73FB2A102J	CHIP R 1.0K	J 1/10W	
R558			RK73FB2A473J	CHIP R 47K	J 1/10W	
R560,561			RK73FB2A104J	CHIP R 100K	J 1/10W	
△ R562		*	R92-1926-05	WIRE WOUND 6.8	5W	
R591,592			RK73FB2A224J	CHIP R 220K	J 1/10W	
R595,596			RK73FB2A102J	CHIP R 1.0K	J 1/10W	
R599			RK73FB2A222J	CHIP R 2.2K	J 1/10W	
R601			RK73FB2A103J	CHIP R 10K	J 1/10W	
R602,603			RK73FB2A102J	CHIP R 1.0K	J 1/10W	
R604,605			RK73FB2A103J	CHIP R 10K	J 1/10W	
R606,607			RK73FB2A1R0J	CHIP R 1.0	J 1/10W	
D1 -4			HSS104A	DIODE		

L : Scandinavia K : USA P : Canada R : Mexico C : China I : Malaysia
 Y : PX(Far East,Hawaii) T : England E : Europe G : Germany V : China(Shanghai)
 Y : AAFES(Europe) X : Australia Q : Russia H : Korea M : Other Areas △ indicates safety critical components.

PARTS LIST

RXD-V525/V626/V727/V828

* New Parts

Parts without **Parts No.** are not supplied.Les articles non mentionnés dans le **Parts No.** ne sont pas fournis.Teile ohne **Parts No.** werden nicht geliefert.

15

Ref. No	Add-ress	New Parts	Parts No.	Description	Desti-nation	Re-marks
D1 -4			1SS133	DIODE		
D5			HZS10N(B2)	ZENER DIODE		
D5			MTZJ10(B)	ZENER DIODE		
D6 ,7			HZS7.5N(B2)	ZENER DIODE		
D6 ,7			MTZJ7.5(B)	ZENER DIODE		
D8			HZS3.9N(B2)	ZENER DIODE		
D8			MTZJ3.9(B)	ZENER DIODE		
D11 ,12			RB721Q	DIODE		
D13 ,14			HSS104A	DIODE		
D13 ,14			1SS133	DIODE		
D16			DAP202U	DIODE		
D16			MA142WA	DIODE		
D16			1SS300	DIODE		
D301,302			RB721Q	DIODE		
D303			HZS5.6N(B2)	ZENER DIODE		78
D303			MTZJ5.6(B)	ZENER DIODE		8
D504			DAN202U	DIODE		
D504			MA142WK	DIODE		
D504			1SS301	DIODE		
D505,506			HZS11N(B2)	ZENER DIODE		
Δ D505,506			MTZJ11(B)	ZENER DIODE		
D507			D4SBL20UF03	DIODE		
D508			HZS24N(B2)	ZENER DIODE		
D508			MTZJ24(B)	ZENER DIODE		
D509			HSS104A	DIODE		
D509			1SS133	DIODE		
IC1		*	M30622MC-598FP	MI-COM IC		
IC2			M62492FP	MOS-IC		
IC4			S-80840ANY	ANALOGUE IC		
IC5			SI-3050J	ANALOGUE IC		
IC10			CXD2718Q	MOS-IC		8
IC11,12			NJM4565MD	IC(OP AMP X2)		8
IC13			NJM4565MD	IC(OP AMP X2)		78
IC14			BU2090F	ANALOGUE IC		
IC15			NJM4565MD	IC(OP AMP X2)		
Q1			KTC3199(Y,GR)	TRANSISTOR		
Q1			2SC2785(F,E)	TRANSISTOR		
Q1			2SC3311A(Q,R)	TRANSISTOR		
Q2			2SB1412F5(Q,R)	TRANSISTOR		
Q3			DTC124EUA	DIGITAL TRANSISTOR		
Q3			UN5212	DIGITAL TRANSISTOR		
Q4 -6			DTA113ZSA	DIGITAL TRANSISTOR		
Q4 -6			UN4119	DIGITAL TRANSISTOR		
Q7			2SD2525	TRANSISTOR		
Q8			DTC124EUA	DIGITAL TRANSISTOR		
Q8			UN5212	DIGITAL TRANSISTOR		
Q10			DTA113ZUA	DIGITAL TRANSISTOR		
Q10			UN5119	DIGITAL TRANSISTOR		
Q304			2SC3940A(R,S)	TRANSISTOR		8
Q304			2SD863(E,F)	TRANSISTOR		8
Q305,306			2SC4213(B)	TRANSISTOR		78
Q307			DTA113ZUA	DIGITAL TRANSISTOR		78
Q307			UN5119	DIGITAL TRANSISTOR		78
Q502			DTC113ZUA	DIGITAL TRANSISTOR		
Q502			UN5219	DIGITAL TRANSISTOR		

L : Scandinavia K : USA P : Canada R : Mexico C : China I : Malaysia

Y : PX(Far East,Hawaii) T : England E : Europe G : Germany V : China(Shanghai)

Y : AAFES(Europe) X : Australia Q : Russia H : Korea M : Other Areas Δ indicates safety critical components.

* New Parts

Parts without **Parts No.** are not supplied.Les articles non mentionnés dans le **Parts No.** ne sont pas fournis.Teile ohne **Parts No.** werden nicht geliefert.

16

Ref. No	Add-ress	New Parts	Parts No.	Description	Desti-nation	Re-marks
Δ Q503			2SA1534A(R,S)	TRANSISTOR		
Q504			2SA954(L,K)	TRANSISTOR		
Q505			2SC4081	TRANSISTOR		
Q506			DTC113ZUA	DIGITAL TRANSISTOR		
Q506			UN5219	DIGITAL TRANSISTOR		
Q511,512			2SC4213(B)	TRANSISTOR		
A1			W02-2673-15	TUNER ASSY		
A2			W02-1114-15	OSCILLATING MODULE		
DISPLAY UNIT (X14-703X/704X-XX)						
D51 ,52			B30-2546-05	LED(RED3(80))		
D53			B30-2548-05	LED(GRN5(80),HI B)		678
D54 -58			B30-2547-05	LED(RED5(80),HI B)		
D60 -62			B30-2546-05	LED(RED3(80))		
D65 -67			B30-2548-05	LED(GRN5(80),HI B)		678
D70			B30-2548-05	LED(GRN5(80),HI B)		678
D80			B30-2547-05	LED(RED5(80),HI B)		
D81			B30-2547-05	LED(RED5(80),HI B)		8
D82 -84			B30-2546-05	LED(RED3(80))		8
C3 ,4			CE04LW1V220M	ELECTRO	22UF	35WV
C11			CC45FSL1H331J	CERAMIC	330PF	J
C12			CK45FF1H103Z	CERAMIC	0.010UF	Z
C13			CQ93FMG1H153J	MYLAR	0.015UF	J
C14			CE04LW1V4R7M	ELECTRO	4.7UF	35WV
C15			CC45FSL1H102J	CERAMIC	1000PF	J
C16			CE04RW1H010M	ELECTRO	1.0UF	50WV
C17			CC45FSL1H101J	CERAMIC	100PF	J
C19			CC45FSL1H101J	CERAMIC	100PF	J
C51			C91-0769-05	CERAMIC	0.010UF	K
C52 ,53			C91-0757-05	CERAMIC	1000PF	K
C55			C91-0769-05	CERAMIC	0.010UF	K
C56			C91-0745-05	CERAMIC	100PF	K
C57 ,58			C91-0757-05	CERAMIC	1000PF	K
C59 ,60			CK45FB1H102K	CERAMIC	1000PF	K
C62 ,63			CK45FB1H102K	CERAMIC	1000PF	K
C64			CK45FF1H103Z	CERAMIC	0.010UF	Z
C65			CE04LW1A470M	ELECTRO	47UF	10WV
C66 ,67			CK45FB1H102K	CERAMIC	1000PF	K
C68 ,69			C91-0757-05	CERAMIC	1000PF	K
C70		*	CE04RW1H100M	ELECTRO	10UF	50WV
C72 ,73			CE04RW1H010M	ELECTRO	1.0UF	50WV
C74		*	CE04RW1H100M	ELECTRO	10UF	50WV
C75			C91-0757-05	CERAMIC	1000PF	K
C76			CE04RW0J470M	ELECTRO	47UF	6.3WV
C151			CE04LW1A101M	ELECTRO	100UF	10WV
C153		*	CE04RW1C100M	ELECTRO	10UF	16WV
C154			CQ93FMG1H103J	MYLAR	0.010UF	J
C155			CQ93FMG1H123J	MYLAR	0.012UF	J
C156			CE04LW1H010M	ELECTRO	1.0UF	50WV
C157			CQ93FMG1H472J	MYLAR	4700PF	J
C158			CE04LW1H010M	ELECTRO	1.0UF	50WV
C159			CE04LW1V220M	ELECTRO	22UF	35WV
C160			CQ93FMG1H103J	MYLAR	0.010UF	J
C161			CF92FV1H474J	MF-C	0.47UF	J

L : Scandinavia K : USA P : Canada R : Mexico C : China I : Malaysia

Y : PX(Far East,Hawaii) T : England E : Europe G : Germany V : China(Shanghai)

Y : AAFES(Europe) X : Australia Q : Russia H : Korea M : Other Areas Δ indicates safety critical components.

* New Parts

Parts without **Parts No.** are not supplied.
Les articles non mentionnés dans le **Parts No.** ne sont pas fournis.
Teile ohne **Parts No.** werden nicht geliefert.

17

Ref. No	Address	New Parts	Parts No.	Description	Destination	Remarks
C162			CQ93FMG1H332J	MYLAR 3300PF J		
C163			CK45FF1H103Z	CERAMIC 0.010UF Z		
C164,165			CE04LW1C101M	ELECTRO 100UF 16WV		
C501,502			CC45FSL1H221J	CERAMIC 220PF J		
C503			CE04LW1H010M	ELECTRO 1.0UF 50WV		
CN1			E40-8333-05	FLAT CABLE CONNECTOR		
CN2			E40-4934-05	FLAT CABLE CONNECTOR		
CN4			E40-3249-05	PIN ASSY		
CN5			E40-4896-05	FLAT CABLE CONNECTOR		
J2			E11-0219-05	PHONE JACK (1P SILVER)		
J101			E11-0280-05	PHONE JACK (1P BLK)		
-			J19-5960-13	HOLDER		
R131			RD14NB2E151J	RD 150 J 1/4W		
R204,205			RD14NB2E100J	RD 10 J 1/4W		
R501,502			RD14NB2E100J	RD 10 J 1/4W		
VR1			R31-0097-05	VARIABLE RESISTOR		
S1 -26			S70-0031-05A	TACT SWITCH		
S27			T99-0602-05	ROTARY ENCODER		
S28 ,29			T99-0615-05	ROTARY ENCODER		
D1			HZS6.2N(B2)	ZENER DIODE		
D1			MTZJ6.2(B)	ZENER DIODE		
D2 -6			HSS104A	DIODE		
D2 -6			1SS133	DIODE		
D71			HZS6.2N(B2)	ZENER DIODE		
D71			MTZJ6.2(B)	ZENER DIODE		
D88			HZS4.7N(B2)	ZENER DIODE		
D88			MTZJ4.7(B)	ZENER DIODE		
ED1			BJ665GK	FLUORESCENT INDICATOR TUBE		
ED1			SVA-15MM13	FLUORESCENT INDICATOR TUBE		5 678
IC1			NJM4565D-D	IC(OP AMP X2)		
IC51			M66004SP	MOS-IC		
IC52,53			BU2090	ANALOGUE IC		
IC55		*	M65855P	MOS-IC		
Q1 -4			KTC3199(Y,GR)	TRANSISTOR		
Q1 -4			2SC2785(F,E)	TRANSISTOR		
Q8 ,9			DTC124ESA	DIGITAL TRANSISTOR		
Q8 ,9			UN4212	DIGITAL TRANSISTOR		
Q10 -12			DTA143TSA	DIGITAL TRANSISTOR		
Q10 -12			UN4116	DIGITAL TRANSISTOR		
A1			W02-2561-05	ELECTRIC CIRCUIT MODULE		
RECORD/PLAYBACK UNIT (X28-298X/303X-XX)						
C1 -4			CK45FB1H471K	CERAMIC 470PF K		
C5 ,6			CQ93FMG1H103J	MYLAR 0.010UF J		
C7 ,8			CE04HW1H2R2M	NP-ELEC 2.2UF 50WV		5
C9 ,10			C90-3715-05	ELECTRO 4.7UF 35WV		5
C11 ,12			CE04HW1H2R2M	NP-ELEC 2.2UF 50WV		678
C13 ,14			C90-3681-05	ELECTRO 2.2UF 50WV		678
C15 ,16			CQ93FMG1H224J	MYLAR 0.22UF J		678
C17 ,18			CQ93FMG1H332J	MYLAR 3300PF J		678
C19 ,20			C90-3681-05	ELECTRO 2.2UF 50WV		678
C21 ,22			CK45FB1H682K	CERAMIC 6800PF K		678

L : Scandinavia K : USA P : Canada R : Mexico C : China I : Malaysia
Y : PX(Far East,Hawaii) T : England E : Europe G : Germany V : China(Shanghai)
Y : AAFES(Europe) X : Australia Q : Russia H : Korea M : Other Areas ⚠ indicates safety critical components .

* New Parts

Parts without **Parts No.** are not supplied.
Les articles non mentionnés dans le **Parts No.** ne sont pas fournis.
Teile ohne **Parts No.** werden nicht geliefert.

18

Ref. No	Address	New Parts	Parts No.	Description	Destination	Remarks
C23 ,24			CC45FSL1H271J	CERAMIC 270PF J		5
C25 ,26			C90-3658-05	ELECTRO 10UF 16WV		678
C27 ,28			C90-3680-05	ELECTRO 1UF 50WV		
C29 ,30			C90-3681-05	ELECTRO 2.2UF 50WV		
C31 ,32			C90-3658-05	ELECTRO 10UF 16WV		
C33 -36			CC45FSL1H221J	CERAMIC 220PF J		
C51			C90-3658-05	ELECTRO 10UF 16WV		
C52			C90-3650-05	ELECTRO 100UF 16WV		
C53			C90-3650-05	ELECTRO 100UF 16WV		
C54			C90-3650-05	ELECTRO 100UF 16WV		5
C55			C90-3658-05	ELECTRO 10UF 16WV		
C56			C90-3650-05	ELECTRO 100UF 16WV		
C57			C90-3659-05	ELECTRO 22UF 16WV		
C58			C90-3680-05	ELECTRO 1UF 50WV		
C59			C90-3659-05	ELECTRO 22UF 16WV		
C60			C90-3680-05	ELECTRO 1UF 50WV		
C62			CQ93HP2A562J	MYLAR 5600PF J		
C63			C90-3658-05	ELECTRO 10UF 16WV		
C64			CQ93FMG1H103J	MYLAR 0.010UF J		
C65 ,66			CQ93FMG1H562J	MYLAR 5600PF J		
C67			CQ93FMG1H103J	MYLAR 0.010UF J		
C68			CK45FB1H471K	CERAMIC 470PF K		
C69			CK45FF1H103Z	CERAMIC 0.010UF Z		
C70			CC45FSL1H221J	CERAMIC 220PF J		678
C71			C90-3658-05	ELECTRO 10UF 16WV		678
C72			C90-3650-05	ELECTRO 100UF 16WV		678
C73			CQ93FMG1H332J	MYLAR 3300PF J		678
C74			C90-3680-05	ELECTRO 1UF 50WV		678
C75			CC45FSL1H221J	CERAMIC 220PF J		678
C76			C90-3658-05	ELECTRO 10UF 16WV		678
C77			C90-3680-05	ELECTRO 1UF 50WV		678
C78 ,79			CK45FF1H223Z	CERAMIC 0.022UF Z		
C80			CE04LW1V330M	ELECTRO 33UF 35WV		
C100			CF92FV1H105J	MF-C 1.0UF J		
CN1			E40-3269-05	PIN ASSY		
CN3			E40-8252-05	FLAT CABLE CONNECTOR		
CN5			E40-8375-05	FLAT CABLE CONNECTOR		
E1 -3			J11-0808-05	WIRE CLAMPER		
L1 ,2			L40-1035-20	SMALL FIXED INDUCTOR(10MH,J)		
L3 ,4			L79-1242-05	LC FILTER		678
L5			L32-1006-05	BIAS OSCILATING COIL		
L6			L40-1001-17	SMALL FIXED INDUCTOR(10UH,K)		
⚠ R51 ,52			RD14NB2E100J	RD 10 J 1/4W		
⚠ R53			RD14NB2E100J	RD 10 J 1/4W		678
⚠ R54			RD14NB2E100J	RD 10 J 1/4W		5
⚠ R55			RD14NB2E100J	RD 10 J 1/4W		
⚠ R56			RD14NB2E102J	RD 1.0K J 1/4W		
R71			RD14NB2E152J	RD 1.5K J 1/4W		
⚠ R106			RD14NB2E471J	RD 470 J 1/4W		678
VR1 ,2			R32-0031-05	SEMI FIXED VARIABLE RESISTOR		
VR3 ,4			R32-0042-05	SEMI FIXED VARIABLE RESISTOR		
VR5			R32-0036-05	SEMI FIXED VARIABLE RESISTOR		
VR7 ,8			R32-0031-05	SEMI FIXED VARIABLE RESISTOR		

L : Scandinavia K : USA P : Canada R : Mexico C : China I : Malaysia
Y : PX(Far East,Hawaii) T : England E : Europe G : Germany V : China(Shanghai)
Y : AAFES(Europe) X : Australia Q : Russia H : Korea M : Other Areas ⚠ indicates safety critical components .

PARTS LIST

RXD-V525/V626/V727/V828

* New Parts

Parts without **Parts No.** are not supplied.Les articles non mentionnés dans le **Parts No.** ne sont pas fournis.Teile ohne **Parts No.** werden nicht geliefert.

19

Ref. No	Add-ress	New Parts	Parts No.	Description	Desti-nation	Re-marks
D1 -4			HSS104A	DIODE		
D1 -4			1SS133	DIODE		
D5			HZS5.6N(B2)	ZENER DIODE		
D5			MTZJ5.6(B)	ZENER DIODE		
D6 ,7			HSS104A	DIODE		
D6 ,7			1SS133	DIODE		
D8			HZS5.1N(B2)	ZENER DIODE		
D8			MTZJ5.1(B)	ZENER DIODE		
D9 ,10			HSS104A	DIODE		
D9 ,10			1SS133	DIODE		
IC1			HA12219NT	ANALOGUE IC		
IC2			HA12136A	ANALOGUE IC		678
IC3			BA3126N	ANALOGUE IC		
IC4			HD74HC166P	MOS-IC		
IC4			TC74HC166AP	MOS-IC		
IC5			NJM4565L	ANALOGUE IC		5
IC6			NJM4565L	ANALOGUE IC		678
Q1			KTC3205	TRANSISTOR		
Q2 -5			2SC3940A(R,S)	TRANSISTOR		
Q2 -5			DTC124ESA	DIGITAL TRANSISTOR		
Q6			KRC103M	TRANSISTOR		
Q7			2SA1286-T11	TRANSISTOR		
Q7			DTC124ESA	DIGITAL TRANSISTOR		
Q7			KRC103M	TRANSISTOR		
Q8			2SA1286-T11	TRANSISTOR		
Q9			DTC124ESA	DIGITAL TRANSISTOR		
Q9			KRC103M	TRANSISTOR		
Q10			2SA1286-T11	TRANSISTOR		
Q11 ,12			KTC3199(Y,GR)	TRANSISTOR		
Q11 ,12			2SC2785(F,E)	TRANSISTOR		
Q21			DTA124ESA	DIGITAL TRANSISTOR		
Q21			KRA103M	TRANSISTOR		
Q22			DTC124ESA	DIGITAL TRANSISTOR		
Q22			KRC103M	TRANSISTOR		
Q23 -26			KTC3199(Y,GR)	TRANSISTOR		
Q23 -26			2SC2785(F,E)	TRANSISTOR		
Q27 ,28			DTC124ESA	DIGITAL TRANSISTOR		
Q27 ,28			KRC103M	TRANSISTOR		
Q29			DTA124ESA	DIGITAL TRANSISTOR		
Q29			KRA103M	TRANSISTOR		
CD PLAYER UNIT (X32-373X/379X-XX)						
C1 -6			CK73FB1C104K	CHIP C	0.10UF	K
C7			CE04LW1A101M	ELECTRO	100UF	10WV
C9			CE04LW1A101M	ELECTRO	100UF	10WV
C10			CK73FB1H103K	CHIP C	0.010UF	K
C11			CE04LW1H4R7M	ELECTRO	4.7UF	50WV
C12			CE04LW1A101M	ELECTRO	100UF	10WV
C13			CK73FB1H103K	CHIP C	0.010UF	K
C14			CC73FCH1H101J	CHIP C	100PF	J
C16			CC73FCH1H101J	CHIP C	100PF	J
C17			CK73FB1H103K	CHIP C	0.010UF	K
C18			CE04LW1C470M	ELECTRO	47UF	16WV
C19			CC73FCH1H390J	CHIP C	39PF	J
C20			CC73FCH1H150J	CHIP C	15PF	J
C23			CK73FB1C104K	CHIP C	0.10UF	K

L : Scandinavia

K : USA

P : Canada

R : Mexico

C : China

I : Malaysia

Y : PX(Far East,Hawaii)

T : England

E : Europe

G : Germany

V : China(Shanghai)

Y : AAFES(Europe)

X : Australia

Q : Russia

H : Korea

M : Other Areas

⚠ indicates safety critical components.

20

* New Parts

Parts without **Parts No.** are not supplied.Les articles non mentionnés dans le **Parts No.** ne sont pas fournis.Teile ohne **Parts No.** werden nicht geliefert.

Ref. No	Add-ress	New Parts	Parts No.	Description	Desti-nation	Re-marks
C24			CC73FCH1H101J	CHIP C	100PF	J
C25			CK73FB1C104K	CHIP C	0.10UF	K
C26			CE04LW1A471M	ELECTRO	470UF	10WV
C27			CK73FB1E683KTA	CHIP C	0.068UF	K
C29 ,30			CC73FCH1H221J	CHIP C	220PF	J
C31			CK73FB1H223KTA	CHIP C	0.022UF	K
C32			CK73FB1H332K	CHIP C	3300PF	K
C33			CE04HW1HR47M	NP-ELEC	0.47UF	50WV
C34			CC73FCH1H101J	CHIP C	100PF	J
C35			CK73FB1H152K	CHIP C	1500PF	K
C36			CK73FB1E473KTA	CHIP C	0.047UF	K
C37			CK73FB1H103K	CHIP C	0.010UF	K
C38			CK73FB1C104K	CHIP C	0.10UF	K
C39 ,40			CC73FCH1H470J	CHIP C	47PF	J
C41			CK73FB1H103K	CHIP C	0.010UF	K
C42			CE04LW1C101M	ELECTRO	100UF	16WV
C43			CK73FB1H103K	CHIP C	0.010UF	K
C44			CC73FCH1H102J	CHIP C	1000PF	J
C48			CC73FCH1H050C	CHIP C	5.0PF	C
C101			CK73FB1H103K	CHIP C	0.010UF	K
C102			CC73FCH1H101J	CHIP C	100PF	J
C103,104			CC73FCH1H391J	CHIP C	390PF	J
C105,106			CK73FB1H182K	CHIP C	1800PF	K
C107-110			CC73FCH1H330J	CHIP C	33PF	J
C111,112			CC73FCH1H101J	CHIP C	100PF	J
C113,114			CE04LW1A101M	ELECTRO	100UF	10WV
C115			CC73FCH1H101J	CHIP C	100PF	J
C116			CE04KW1A101M	ELECTRO	100UF	10WV
C118			CE04LW1A221M	ELECTRO	220UF	10WV
C119			CK73FB1H103K	CHIP C	0.010UF	K
C120			CE04LW1A101M	ELECTRO	100UF	10WV
C121,122			CC73FCH1H150J	CHIP C	15PF	J
C123,124			CK73FB1C104K	CHIP C	0.10UF	K
C125			CE04KW1A470M	ELECTRO	47UF	10WV
C126,127			CK73FB1C104K	CHIP C	0.10UF	K
C128			CE04LW1A470M	ELECTRO	47UF	10WV
C129			CK73FB1C104K	CHIP C	0.10UF	K
C130,131			CC73FCH1H150J	CHIP C	15PF	J
C133			CC73FCH1H101J	CHIP C	100PF	J
C134			CK73FB1C104K	CHIP C	0.10UF	K
C135			CE04LW1A221M	ELECTRO	220UF	10WV
C136,137			CK73FB1C104K	CHIP C	0.10UF	K
C139			CK73FB1H103K	CHIP C	0.010UF	K
C140			CE04LW1H100M	ELECTRO	10UF	50WV
C141,142			CE04LW1A221M	ELECTRO	220UF	10WV
C143,144			CC73FCH1H101J	CHIP C	100PF	J
C149			CE04LW0J471M	ELECTRO	470UF	6.3WV
C150			CE04LW1H100M	ELECTRO	10UF	50WV
C151			CC73FCH1H090D	CHIP C	9.0PF	D
C154			CC73FCH1H070D	CHIP C	7.0PF	D
C155			CC73FCH1H221J	CHIP C	220PF	J
C156			CC73FCH1H331J	CHIP C	330PF	J
C157			CK73FB1H103K	CHIP C	0.010UF	K
C158			CC73FCH1H331J	CHIP C	330PF	J
C159,160			CC73FCH1H330J	CHIP C	33PF	J

L : Scandinavia

K : USA

P : Canada

R : Mexico

C : China

I : Malaysia

Y : PX(Far East,Hawaii)

T : England

E : Europe

G : Germany

V : China(Shanghai)

Y : AAFES(Europe)

X : Australia

Q : Russia

H : Korea

M : Other Areas

⚠ indicates safety critical components.

* New Parts

Parts without **Parts No.** are not supplied.
 Les articles non mentionnés dans le **Parts No.** ne sont pas fournis.
 Teile ohne **Parts No.** werden nicht geliefert.

21

Ref. No	Add-ress	New Parts	Parts No.	Description	Desti-nation	Re-marks
C161-186			CK73FB1C104K	CHIP C 0.10UF K		
CN1			E40-4876-05	PIN ASSY		
CN2			E40-4958-05	FLAT CABLE CONNECTOR		
CN3			E40-3259-05	PIN ASSY		
CN4			E40-3258-05	PIN ASSY		
CN5			E40-4295-05	FLAT CABLE CONNECTOR		
L1			L40-1001-31	SMALL FIXED INDUCTOR(10UH,K)		
L3 ,4			L40-2201-31	SMALL FIXED INDUCTOR(22UH)		
L8			L40-2201-31	SMALL FIXED INDUCTOR(22UH)		
X1			L77-2190-05	CRYSTAL RESONATOR(16.9344MHZ)		
X3		*	L77-2273-05	CRYSTAL RESONATOR(27MHZ)		
R1 ,2			RK73FB2A394J	CHIP R 390K J 1/10W		
R3 -6			RK73FB2A100J	CHIP R 10 J 1/10W		
R7			RK73FB2A472J	CHIP R 4.7K J 1/10W		
R8			RK73FB2A100J	CHIP R 10 J 1/10W		
R13			RK73FB2A822J	CHIP R 8.2K J 1/10W		
R14			RK73FB2A103J	CHIP R 10K J 1/10W		
R15			RK73FB2A432J	CHIP R 4.3K J 1/10W		
R16			RK73FB2A512J	CHIP R 5.1K J 1/10W		
R17			RK73FB2A103J	CHIP R 10K J 1/10W		
R18			RK73FB2A101J	CHIP R 100 J 1/10W		
R19			RK73FB2A105J	CHIP R 1.0M J 1/10W		
R20			RK73FB2A101J	CHIP R 100 J 1/10W		
R21			RK73FB2A682J	CHIP R 6.8K J 1/10W		
R22			RK73FB2A272J	CHIP R 2.7K J 1/10W		
R23			RK73FB2A100J	CHIP R 10 J 1/10W		
R24			RK73FB2A102J	CHIP R 1.0K J 1/10W		
R25			RK73FB2A100J	CHIP R 10 J 1/10W		
R26			RK73FB2A102J	CHIP R 1.0K J 1/10W		
R30 ,31			RK73FB2A103J	CHIP R 10K J 1/10W		
R32			RK73FB2A105J	CHIP R 1.0M J 1/10W		
R33			RK73FB2A474J	CHIP R 470K J 1/10W		
R34			RK73FB2A224J	CHIP R 220K J 1/10W		
R35			RK73FB2A102J	CHIP R 1.0K J 1/10W		
R36			RK73FB2A474J	CHIP R 470K J 1/10W		
R37			RK73FB2A184J	CHIP R 180K J 1/10W		
R38			RK73FB2A273J	CHIP R 27K J 1/10W		
R39			RK73FB2A152J	CHIP R 1.5K J 1/10W		
R40			RK73FB2A472J	CHIP R 4.7K J 1/10W		
R41			RK73FB2A103J	CHIP R 10K J 1/10W		
R43			RK73FB2A153J	CHIP R 15K J 1/10W		
R45			RK73FB2A104J	CHIP R 100K J 1/10W		
R46			RK73FB2A153J	CHIP R 15K J 1/10W		
R47			RK73FB2A473J	CHIP R 47K J 1/10W		
R48			RK73FB2A333J	CHIP R 33K J 1/10W		
R49			RK73FB2A104J	CHIP R 100K J 1/10W		
R51			RK73FB2A103J	CHIP R 10K J 1/10W		
R52 ,53			RK73FB2A332J	CHIP R 3.3K J 1/10W		
R54 ,55			RK73FB2A105J	CHIP R 1.0M J 1/10W		
R56			RK73FB2A474J	CHIP R 470K J 1/10W		
R57			RK73FB2A1R0J	CHIP R 1.0 J 1/10W		
R58			RK73FB2A105J	CHIP R 1.0M J 1/10W		
R59			RK73FB2A471J	CHIP R 470 J 1/10W		
R60 -63			RK73FB2A682J	CHIP R 6.8K J 1/10W		
R64			RK73FB2A133J	CHIP R 13K J 1/10W		

L : Scandinavia K : USA P : Canada R : Mexico C : China I : Malaysia
 Y : PX(Far East,Hawaii) T : England E : Europe G : Germany V : China(Shanghai)
 Y : AAFES(Europe) X : Australia Q : Russia H : Korea M : Other Areas Δ indicates safety critical components.

* New Parts

Parts without **Parts No.** are not supplied.
 Les articles non mentionnés dans le **Parts No.** ne sont pas fournis.
 Teile ohne **Parts No.** werden nicht geliefert.

22

Ref. No	Add-ress	New Parts	Parts No.	Description	Desti-nation	Re-marks
R65			RK73FB2A273J	CHIP R 27K J 1/10W		
R70			RK73FB2A472J	CHIP R 4.7K J 1/10W		
R71			RK73FB2A224J	CHIP R 220K J 1/10W		
R72			RK73FB2A272J	CHIP R 2.7K J 1/10W		
R76			RK73FB2A102J	CHIP R 1.0K J 1/10W		
R77			RK73FB2A221J	CHIP R 220 J 1/10W		
R78			RK73FB2A1R0J	CHIP R 1.0 J 1/10W		
R99			RK73FB2A751J	CHIP R 750 J 1/10W		
R100			RK73FB2A330J	CHIP R 33 J 1/10W		
R101,102			RK73FB2A470J	CHIP R 47 J 1/10W		
R103-108			RK73FB2A472J	CHIP R 4.7K J 1/10W		
R109,110			RK73FB2A221J	CHIP R 220 J 1/10W		
R111-114			RK73FB2A133J	CHIP R 13K J 1/10W		
R115-118			RK73FB2A103J	CHIP R 10K J 1/10W		
R119-122			RK73FB2A104J	CHIP R 100K J 1/10W		
R123			RK73FB2A221J	CHIP R 220 J 1/10W		
R124-127			RK73FB2A472J	CHIP R 4.7K J 1/10W		
R128			RK73FB2A102J	CHIP R 1.0K J 1/10W		
R129			RK73FB2A750J	CHIP R 75 J 1/10W		
R130			RK73FB2A201J	CHIP R 200 J 1/10W		
R131,132			RK73FB2A472J	CHIP R 4.7K J 1/10W		
R133			RK73FB2A104J	CHIP R 100K J 1/10W		
R134-136			RK73FB2A330J	CHIP R 33 J 1/10W		
R137,138			RK73FB2A100J	CHIP R 10 J 1/10W		
R139			RK73FB2A222J	CHIP R 2.2K J 1/10W		
R140			RK73FB2A223J	CHIP R 22K J 1/10W		
R141-148			RK73FB2A472J	CHIP R 4.7K J 1/10W		
R149			RK73FB2A152J	CHIP R 1.5K J 1/10W		
R150,151			RK73FB2A472J	CHIP R 4.7K J 1/10W		
R152			RK73FB2A1R0J	CHIP R 1.0 J 1/10W		
R153			RK73FB2A103J	CHIP R 10K J 1/10W		
R154			RK73FB2A100J	CHIP R 10 J 1/10W		
R156			RK73FB2A2R2J	CHIP R 2.2 J 1/10W		
R157			RK73FB2A221J	CHIP R 220 J 1/10W		
R158,159			RK73FB2A1R0J	CHIP R 1.0 J 1/10W		
R160			RK73FB2A223J	CHIP R 22K J 1/10W		
R161			RK73FB2A103J	CHIP R 10K J 1/10W		
R162			RK73FB2A221J	CHIP R 220 J 1/10W		
R163			RK73FB2A101J	CHIP R 100 J 1/10W		
R164,165			RK73FB2A221J	CHIP R 220 J 1/10W		
R166			RK73FB2A680J	CHIP R 68 J 1/10W		
R167,168			RK73FB2A101J	CHIP R 100 J 1/10W		
R169			RK73FB2A221J	CHIP R 220 J 1/10W		
R170,171			RK73FB2A103J	CHIP R 10K J 1/10W		
R172-185			RK73FB2A472J	CHIP R 4.7K J 1/10W		
R186			RK73FB2A102J	CHIP R 1.0K J 1/10W		
VR1			R12-3686-05	TRIMMING POT.(22K)		
W1 -3			R92-0670-05	CHIP R 0 OHM		
W5 -10			R92-0670-05	CHIP R 0 OHM		
D1 ,2			MA111	DIODE		
D14			MA111	DIODE		
IC1 ,2			TA8409S	MOS-IC		
IC3		*	CXA2549M	ANALOGUE IC		
IC4			BA5979S	ANALOGUE IC		

L : Scandinavia K : USA P : Canada R : Mexico C : China I : Malaysia
 Y : PX(Far East,Hawaii) T : England E : Europe G : Germany V : China(Shanghai)
 Y : AAFES(Europe) X : Australia Q : Russia H : Korea M : Other Areas Δ indicates safety critical components.

PARTS LIST

RXD-V525/V626/V727/V828

* New Parts

Parts without **Parts No.** are not supplied.Les articles non mentionnés dans le **Parts No.** ne sont pas fournis.Teile ohne **Parts No.** werden nicht geliefert.

23

Ref. No	Add-ress	New Parts	Parts No.	Description	Desti-nation	Re-marks
IC5		*	CXD3008Q	MOS-IC		
IC7 ,8		*	NJM4565M	ANALOGUE IC		
IC9		*	ES3883	MOS-IC		
IC10		*	XC62ER3602MR	ANALOGUE IC		
IC11		*	HY57V16160DTC	MEMORY IC		
IC11		*	KM416S1120DTG8	MEMORY IC		
IC12		*	ES4108	MOS-IC		
IC13		*	MSM534001E53GS	CUSTOM IC		
Q1		*	2SA954(L,K)	TRANSISTOR		
Q2		*	DTC113ZUA	DIGITAL TRANSISTOR		
Q2			UN5219	DIGITAL TRANSISTOR		
Q3			DTC124EUA	DIGITAL TRANSISTOR		
Q3			UN5212	DIGITAL TRANSISTOR		
Q5			2SA1286-T11	TRANSISTOR		
Q6			2SA1175(F,E)	TRANSISTOR		
Q6			2SA933AS(Q,R)	TRANSISTOR		
Q7			2SC3246	TRANSISTOR		
Q10			2SC4213(B)	TRANSISTOR		
Q11			DTC124EUA	DIGITAL TRANSISTOR		
Q11			UN5212	DIGITAL TRANSISTOR		
CD MECHANISM UNIT (D40-1500-05): KCTBIH						
103	1B		D13-1763-04	GEAR (MIDDLE)		
104	1B		D13-1765-03	GEAR (DRIVING)		
106	2A		D10-3659-04	ROD (GUIDE)		
113	3A		E40-3264-05	PIN ASSY		
111	2A		J90-0844-03	GUIDE (RAIL)		
110	3A		S74-0065-05	LEAF SWITCH		
DM	2B		A11-1114-08	SUB CHASSIS ASSY		
FM	3B		T42-0872-08	FEED MOTOR ASSY		
PU	1A		T25-0050-05	PICKUP KCP1H		
CD MECHANISM UNIT (D40-1657-05)						
1	3D		A10-3478-08	CHASSIS		
6	3D		D10-3891-08	FRICTION ARM		
7	3D		D13-1940-08	GEAR		
8	3D		J31-0882-08	COLLAR(LOAD)		
9	2C		D13-1941-08	GEAR		
11	2C		D15-0418-08	PULLEY GEAR		
12	2C		D16-0731-08	DRIVE BELT		
13	1C		J99-0814-08	TRAY (SLIDE)		
14	2C		D13-1599-08	GEAR (IDLER)		
15	2D		G09-0670-08	WIRE SPRING		
20	2C		B30-2553-08	LED (SIR-34ST3F)		
21	2D		D13-1604-08	GEAR (HELICAL)		
22	1C		D10-3892-08	LOCK ARM		
23	1D		G01-3931-08	EXTENSION SPRING (BRAKE)		
24	1D		J90-0870-08	SENSOR GUIDE		
25	1D		T95-0162-08	PHOTO TRANSISTOR (RPT-38PB3F)		
27	1C		S33-1022-05	PUSH SWITCH (SPPB12)		
29	1C		J99-0815-08	TRAY (ROTARY)		
31	1D		J21-6729-08	CLAMPER BKT		
32	1D		T99-0613-08	MAGNET		

L : Scandinavia K : USA P : Canada R : Mexico C : China I : Malaysia

Y : PX(Far East,Hawaii) T : England E : Europe G : Germany V : China(Shanghai)

Y : AAFES(Europe) X : Australia Q : Russia H : Korea M : Other Areas Δ indicates safety critical components .

* New Parts

Parts without **Parts No.** are not supplied.Les articles non mentionnés dans le **Parts No.** ne sont pas fournis.Teile ohne **Parts No.** werden nicht geliefert.

24

Ref. No	Add-ress	New Parts	Parts No.	Description	Desti-nation	Re-marks
34	2D		J19-5999-08	HOLDER		
35	2D		J02-1174-08	INSULATOR 37 BLUE		
36	2D		J02-1175-08	INSULATOR 25 GREEN		
38	2D		D10-3893-08	SLIDER (CAM)		
39	1C,3C		D14-0361-08	ROLLER (TRAY)		
40	1C,2C		S64-0044-08	LEVER SWITCH (SSS-23-3)		
45	2D,3D		E35-2366-08	FLAT CABLE (9P)		
46	2D,3D		E40-8419-08	FLAT CABLE CONNECTOR (9P)		
47	2D,3D		E35-2367-08	FLAT CABLE (16P)		
48	3D		E35-2368-08	WIRING HARNESS (6P)		
56	2D		RD14BB2C331J	CARBON FILM RESISTOR		
57	3D		G13-0521-08	CUSHION		
61	3D		E40-8106-08	PIN ASSY		
62	3D		E40-8420-08	FLAT CABLE CONNECTOR (33P)		
63	3D		E40-8421-08	FLAT CABLE CONNECTOR (16P)		
69	1D	*	J11-0849-08	CLAMPER		
AA			N89-2614-45	SCREW (M2.6X14)		
AB			N09-3377-08	SCREW (SUB-L)		
AC			N89-2008-46	SCREW (M2X8)		
AD			N09-3141-08	SCREW (F)		
AE			N89-2608-46	SCREW (M2.6X8)		
AF			N09-3140-08	SCREW (E)		
AG			N09-3225-05	SCREW (A2)		
AH			N09-3369-08	SCREW (2.6X6)		
AJ			N09-5104-08	SCREW (A)		
AK			N09-3489-08	SCREW (J)		
AL			N19-1490-08	POLY WASHER (10X6.4X0.8)		
AM			N16-0026-46	SPRING WASHER		
LM	3C		T42-0949-08	MOTOR ASSY		
RTM	2D		T42-0950-08	MOTOR ASSY		
CASSETTE MECHANISM UNIT (D40-1618-15)						
401	1F		A10-3157-08	CHASSIS BASE		
405	1G		D01-0119-08	FLYWHEEL ASSY LEFT		
406	2G		D01-0205-08	FLYWHEEL ASSY RIGHT		
431	1F		D19-0310-08	CLUTCH ASSY		
489	2F		T94-0225-08	SOLENOID SHAFT		
491	1E		W02-2695-08	ELECTRIC UNIT		
BJ	1F		D16-0730-08	JOINT BLET		
BM	1G		D16-0371-08	MAIN BELT		
BR	2G		D16-0372-08	REEL BELT		
PF	2F		D14-0399-08	PINCH ROLLER ASSY (FWD)		
PR	2E		D14-0400-08	PINCH ROLLER ASSY (RVS)		
CC			N19-0904-08	WASHER		
CD			N19-0905-08	WASHER		
CE			N19-1214-08	WASHER		
MM	1F		T42-0948-08	MAIN MOTOR ASSY		
PH	2E		T31-0078-08	PLAYBACK HEAD		
RPEH	2E		T39-0038-08	REC/PLAYBACK/ERASE HEAD		

L : Scandinavia K : USA P : Canada R : Mexico C : China I : Malaysia

Y : PX(Far East,Hawaii) T : England E : Europe G : Germany V : China(Shanghai)

Y : AAFES(Europe) X : Australia Q : Russia H : Korea M : Other Areas Δ indicates safety critical components .

HOW TO READ THE PARTS LIST

ABBREVIATION OF MODEL AND MASS PRODUCTION'S DESTINATIONS

MODEL	CNT	Australia	Canada	China	England	Europe	Germany	Korea	Malaysia
	ABB.	X	P	C	T	E	G	H	I
RXD-V525	5	-	-	-	-	-	-	-	I
RXD-V626	6	-	-	-	-	-	-	-	I
RXD-V727	7	-	-	-	-	-	-	-	I
RXD-V828	8	-	-	-	-	-	-	-	I
MODEL	CNT	Mexico	PX/AAFES	Russia	Scandinavia	Shanghai	USA	Other area	
	ABB.	R	Y	Q	L	V	K	M	
RXD-V525	5	-	-	-	-	V	-	M	-
RXD-V626	6	-	-	-	-	-	-	M	-
RXD-V727	7	-	-	-	-	V	-	M	-
RXD-V828	8	-	-	-	-	V	-	M	-

SPECIFICATIONS

Main unit (XD-V727)

[Amplifier section]

Rated output power during STEREO operation
 FRONT (1 kHz, 1.0 % T.H.D., 6 Ω)
 Two channel driven 70 W + 70 W
 Effective output power during STEREO operation
 FRONT (1 kHz, 10 % T.H.D., 6 Ω)
 One channel driven 100 W + 100 W
 Effective output power during SUPER WOOFER operation
 FRONT (1 kHz, 10 % T.H.D., 6 Ω)
 One channel driven 100 W + 100 W
 SUPER WOOFER (60 Hz, 10 % T.H.D., 6 Ω)
 One channel driven 100 W + 100 W
 Signal to noise ratio
 MD/DVD INPUT 90 dB (IHF' 66)
 Input sensitivity / impedance
 MD/DVD INPUT 360 mV / 47 kΩ
 Output level / impedance
 MD REC OUTPUT (CD, 0 dB) 1.1 V / 1 kΩ

[Tuner section]

FM tuner section
 Tuning frequency range 87.5 MHz ~ 108 MHz
 AM (MW) Tuner section
 Tuning frequency range
 9 kHz step 531 kHz ~ 1,602 kHz
 10 kHz step 530 kHz ~ 1,610 kHz

[Cassette deck section]

Track 4-track, 2-channel stereo
 Recording system AC bias system
 (Frequency: 105 kHz)
 Heads
 A deck : Playback head 1
 B deck : Playback/ recording head 1
 Erasing head 1
 Fast winding time Approx. 100 seconds
 (C-60 tape)

[CD (VIDEO CD) player section]

Laser Semiconductor laser
 Wow & Flutter Less than unmeasurable Limit
 Digital output (Optical) - 15 dBm ~ - 21 dBm
 (Wave length 660 nm)
 Video Output format NTSC/PAL
 Video Output level 1 Vp-p (75Ω)

[General]

Power consumption 160 W
 Dimensions W : 280 mm
 H : 330 mm
 D : 390 mm
 Weight (net) 11.0 kg

Main unit (XD-V828)

[Amplifier section]

Rated output power during STEREO operation
 FRONT (1 kHz, 1.0 % T.H.D., 6 Ω)
 Two channels driven 70 W + 70 W
 Effective output power during STEREO operation
 FRONT (1 kHz, 10 % T.H.D., 6 Ω)
 One channel driven 100 W + 100 W
 Effective output power during SURROUND operation
 FRONT (1 kHz, 10 % T.H.D., 6 Ω)
 One channel driven 75 W + 75 W
 CENTER (1 kHz, 10 % T.H.D., 6 Ω) 30 W
 SURROUND (1 kHz, 10 % T.H.D., 12 Ω)
 One channel driven 15 W + 15 W
 Signal to noise ratio
 MD/DVD INPUT 90 dB (IHF' 66)
 Input sensitivity / impedance
 MD/DVD INPUT 380 mV / 47 kΩ
 Output level / impedance
 SUPER WOOFER PREOUT 1.2 V / 620 Ω
 MD REC OUTPUT (CD, 0 dB) 1.1 V / 1 kΩ

[Tuner section]

FM tuner section
 Tuning frequency range 87.5 MHz ~ 108 MHz
 AM (MW) Tuner section
 Tuning frequency range
 9 kHz step 531 kHz ~ 1,602 kHz
 10 kHz step 530 kHz ~ 1,610 kHz

[Cassette deck section]

Track 4-track, 2-channel stereo
 Recording system AC bias system
 (Frequency: 105 kHz)
 Heads
 A deck : Playback head 1
 B deck : Playback/ recording head 1
 Erasing head 1
 Fast winding time Approx. 100 seconds
 (C-60 tape)

[CD (VIDEO CD) player section]

Laser Semiconductor laser
 Wow & Flutter Less than unmeasurable Limit
 Digital output (Optical) - 15 dBm ~ - 21 dBm
 (Wave length 660 nm)
 Video Output format NTSC/PAL
 Video Output level 1 Vp-p (75Ω)

[General]

Power consumption 200 W
 Dimensions W : 280 mm
 H : 330 mm
 D : 390 mm
 Weight (net) 11.2 kg

RXD-V525/V626/V727/V828

SPECIFICATIONS

Main unit (XD-V525)

[Amplifier section]

Rated output power during STEREO operation
1 kHz, 1.0 % T.H.D., 6 Ω 55 W + 55 W
Effective output power during STEREO operation
1 kHz, 10 % T.H.D., 6 Ω 70 W + 70 W
Signal to noise ratio
MD/DVD INPUT 90 dB (IHF' 66)
Input sensitivity / impedance
MD/DVD INPUT 330 mV / 47 kΩ
Output level / impedance
SUPER WOOFER PREOUT 1.2 V / 620 Ω
MD REC OUTPUT (CD, 0 dB) 1.1 V / 1 kΩ

[Tuner section]

FM tuner section
Tuning frequency range 87.5 MHz ~ 108 MHz

AM (MW) Tuner section

Tuning frequency range
9 kHz step 531 kHz ~ 1,602 kHz
10 kHz step 530 kHz ~ 1,610 kHz

[Cassette deck section]

Track 4-track, 2-channel stereo
Recording system AC bias system
(Frequency: 105 kHz)

Heads

A deck : Playback head 1
B deck : Playback/ recording head 1
Erasing head 1

Fast winding time Approx. 100 seconds
(C-60 tape)

[CD (VIDEO CD) player section]

Laser Semiconductor laser
Wow & Flutter Less than unmeasurable Limit
Digital output (Optical) -15 dBm ~ -21 dBm
(Wave length 660 nm)

Video Output format NTSC/PAL
Video Output level 1 Vp-p (75Ω)

[General]

Power consumption 150 W
Dimensions W : 280 mm
H : 330 mm
D : 390 mm
Weight (net) 10.1 kg

Main unit(XD-V626)

[Amplifier section]

Rated output power during STEREO operation
1 kHz, 1.0 % T.H.D., 6 Ω 70 W + 70 W
Effective output power during STEREO operation
1 kHz, 10 % T.H.D., 6 Ω 100 W + 100 W
Signal to noise ratio
MD/DVD INPUT 90 dB (IHF' 66)
Input sensitivity / impedance
MD/DVD INPUT 330 mV / 47 kΩ
Output level / impedance
SUPER WOOFER PREOUT 1.2 V / 620 Ω
MD REC OUTPUT (CD, 0 dB) 1.1 V / 1 Ω

[Tuner section]

FM tuner section
Tuning frequency range 87.5 MHz ~ 108 MHz

AM (MW) Tuner section

Tuning frequency range
9 kHz step 531 kHz ~ 1,602 kHz
10 kHz step 530 kHz ~ 1,610 kHz

[Cassette deck section]

Track 4-track, 2-channel stereo
Recording system AC bias system
(Frequency: 105 kHz)

Heads

A deck : Playback head 1
B deck : Playback/ recording head 1
Erasing head 1

Fast winding time Approx. 100 seconds
(C-60 tape)

[CD (VIDEO CD) player section]

Laser Semiconductor laser
Wow & Flutter Less than unmeasurable Limit
Digital output (Optical) - 15 dBm ~ - 21 dBm
(Wave length 660 nm)

Video Output format NTSC/PAL
Video Output level 1 Vp-p (75Ω)

[General]

Power consumption 200 W
Dimensions W : 280 mm
H : 330 mm
D : 390 mm
Weight (net) 10.9 kg



- 1.KENWOOD follows a policy of continuous advancements in development. For this reason specifications may be changed without notice.
- 2.Sufficient performance may not be possible at very low temperatures (0°C or less).

Note:

Component and circuit are subject to modification to insure best operation under differing local conditions. This manual is based on Europe (E) standard, and provides information on regional circuit modification through use of alternate schematic diagrams, and information on regional component variations through use of parts list.

KENWOOD CORPORATION

14-6,Dogenzaka 1-chome, Shibuya-ku, Tokyo, 150-8501 Japan

KENWOOD SERVICE CORPORATION

P.O BOX 22745, 2201 East Dominguez St., Long Beach, CA 90801-5745, U.S.A.

KENWOOD ELECTRONICS CANADA INC.

6070 Kestrel Road, Mississauga, Ontario, Canada L5T 1S8

KENWOOD ELECTRONICS LATIN AMERICA S.A.

P.O.Box 55-2791, Piso 6 plaza Chase, Cl. 47 y Aquilino de la Guardia Panama, Republic de Panama

KENWOOD ELECTRONICS BRASIL LTDA.

Av. Moema, 170-17*, Andar-Cobertura "B", Ed. Maximum Service Center, 04077-020 Moema, São Paulo-SP-Brasil

KENWOOD ELECTRONICS U.K. LIMITED

KENWOOD House, Dwight Road, Watford, Herts., WD1 8EB., United Kingdom

KENWOOD ELECTRONICS BELGUM N.V.

Meachelsesteenweg 418, B-1930 Zaventem, Belgium

KENWOOD ELECTRONICS DEUTSCHLAND GMBH

Rembrücker Str. 15, 63150 Heusenstamm, Germany

KENWOOD ELECTRONICS FRANCE S.A.

13 Boulevard Ney, 75018 Paris, France

KENWOOD ELECTRONICS ITALIA S.p.A.

Via G. Sirtori, 7/9 20129, Milano, Italy

KENWOOD IBÉRICA S.A.

Bolivia, 239-08020 Barcelona, Spain

KENWOOD ELECTRONICS AUSTRALIA PTY. LTD.

(A.C.N. 001499 074)
P.O Box 504, 8 Figtree Drive, Australia Centre, Homebush, N.S.W. 2140, Australia

KENWOOD ELECTRONICS (HONG KONG) LTD.

Unit 3712-3724, Level 37, Tower 1, Metroplaza, 223 Hing Fong Road, Kwai Fong N.T., Hong Kong

KENWOOD ELECTRONICS GULF FZE

P.O.Box 61318, Jebel Ali, Dubai, U.A.E.

KENWOOD ELECTRONICS SINGAPORE PTE LTD.

No. 1 Genting Lane #02-02, KENWOOD Building, Singapore, 349544

KENWOOD ELECTRONICS (MALAYSIA) SDN BHD.

#4.01 Level 4, Wisma Academy Lot 4A, Jalan 19/1 46300 Petaling Jaya Selangor Darul Ehsan Malaysia

KENWOOD ELECTRONICS (THAILAND) CO., LTD.

2019 New Pechburi Road, Bangkok, Huaykwang, Bangkok, 10320 Thailand